

**THE UNIVERSITY OF MICHIGAN  
REGENTS COMMUNICATION**

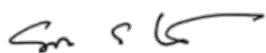
**ITEM FOR INFORMATION**

**Subject:** FY 2025 University Budget Book

**Background:**

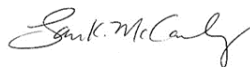
The University Budget Book for fiscal year 2025 sets forth the budget approved by the Board of Regents at the June 2024 meeting. An electronic version is available on the Board of Regents website.

Respectfully submitted,




---

**Geoffrey S. Chatas**  
*Executive Vice President and  
Chief Financial Officer*



---

**Laurie K. McCauley**  
*Provost and Executive  
Vice President for Academic Affairs*



---

**Marschall S. Runge**  
*Executive Vice President for  
Medical Affairs and Dean of the  
Medical School*

October 2024

# University Budget Book



Fiscal Year 2025



# Supporting Our Mission

The University of Michigan (U-M) FY 2025 operating budget totals \$14.9 billion and reflects the diversity and complexity of the institution's funding and missions. The University Budget Book provides an overview of operating revenues and expenses for the institution and highlights the alignment of our budget to our strategic priorities and missions.



**\$14.9B**

**FY 2025  
Operating Budget**

# Content

<b>02</b> Enterprise Executive Summary	<b>59</b> Dearborn Campus
<b>08</b> Budget Priorities	<b>61</b> Flint Campus
<b>11</b> Strategic Context	<b>63</b> Auxiliary Activities
<b>13</b> Ann Arbor Campus	<b>64</b> Appendix
<b>54</b> Michigan Medicine	



# Enterprise Executive Summary



## A Top Public University

The University of Michigan (U-M) is a leader in higher education due to its outstanding schools and colleges, internationally recognized faculty, dedicated staff, research, and societal impact. U-M has over 65,000 students and 8,500 faculty members supporting over 250 degree programs. The university has more than 100 top 10 graduate programs (*U.S. News & World Report*).

U-M has long focused on providing a world-class education to students, conducting research that aids society, and offering outstanding health care services. Its commitment to financial sustainability includes managing resources responsibly and making strategic investments that benefit the university in the long term.

U-M remains well positioned for the future and is one of seven public universities nationally to earn the highest credit ratings from S&P Global (AAA) and Moody's (Aaa). U-M budgeted an Enterprise Total Operating Revenue base of \$14.9 billion for

### Geoffrey S. Chatas

Executive Vice President and Chief Financial Officer

---



### Laurie K. McCauley

Provost and Executive Vice President for Academic Affairs

---



### Marshall S. Runge

Executive Vice President for Medical Affairs

---



FY 2025 as we continue to balance academic excellence and investment in the future with student affordability and access.

The budget is guided by U–M’s strategic plan and priorities. Research and public service are core to our mission and contribute greatly to our local, regional, and global impact. U–M’s research portfolio is approximately \$1.8 billion for FY 2025; according to the National Science Foundation, U–M ranks as the No. 2 public research university in research volume in the United States.

## Vision 2034

Vision 2034 is the outcome of a strategic process to imagine what U–M could achieve in the next 10 years. U–M outlines four areas of impact: life–changing education; human health and well–being; democracy, civic, and global engagement; and climate action, sustainability, and environmental justice. Vision 2034, which has engaged more than 25,000 students, faculty, staff, alumni, and donors, will direct our decision–making, financial planning, and resource allocation to create a positive impact on our campuses and beyond.

## Michigan Medicine Strengths

Michigan Medicine is the health care system operated by the University of Michigan. Michigan Medicine includes the Medical School, U–M Health (including UMH–West and UMH–Sparrow), Michigan Health Corporation, and the Office of the EVPMA. Michigan Medicine includes 11 hospitals and statewide outpatient health centers and clinics. UMH–Sparrow serves the greater Lansing region as well as much of mid–Michigan.

Michigan Medicine’s plan for FY 2025 reflects the financial strength of the statewide network of care during a period of investment across all locations. In total, UMH revenues are anticipated to be \$8.8 billion for FY 2025.

While there are continued economic realities within the health care industry, management has taken actions to ensure continued financial stability. UMH has been growing in a variety of ways, including clinical care, medical research, and education. And Michigan Medicine is expanding and renovating its facilities to accommodate a growing patient population and improve the quality of care.

Michigan Medicine is widely known for its extensive research activities. It conducts clinical research on improving patient care and developing new treatments. The Medical School is

one of the nation’s biomedical research powerhouses, with total research funding of nearly \$780 million.

## FY 2025 Enterprise Budget

The university’s diverse revenue includes patient care revenues, tuition and fees, sponsored programs, philanthropy, investments, and state appropriations. Total enterprise operating revenues of \$14.9 billion represent a growth of \$1.5 billion year–over–year.

- Patient care revenues increased by \$846.8 million, including planned patient revenue growth as a direct output of anticipated activity growth across all major care venues coupled with payer rate changes.
- Student tuition and fees are budgeted higher by \$120.9 million in year–over–year growth. (Read more in the Campus sections starting on page 13)
- State appropriations of \$424.5 million are a vital resource that play a key role in supporting U–M, and account for 2.9% of our budgeted operating revenues.
- Investment income of \$783.9 million provides a stable source of income.

Total operating expenditures of \$14.3 billion are budgeted to be \$1.2 billion higher year–over–year, reflecting incremental costs to support revenue growth, student financial aid (e.g., the Go Blue Guarantee), and inflationary increases. U–M remains committed to affordability, ensuring that all students have an opportunity to access, and immerse themselves in, the U–M experience. We continue to make the best use of U–M’s financial resources, and the operating budget includes cost containment measures that promote efficiency and mitigate inflationary pressures.

The UM–Dearborn budget reflects an ongoing commitment to affordability with merit– and need–based aid. UM–Dearborn has also offset budget challenges from enrollment volatility and inflation with cost management. Similarly, UM–Flint prioritizes affordability and accessibility and is proud to have the third–lowest tuition rates and second–lowest housing rates of the 15 public universities in the state.

The FY 2025 (July 1, 2024 to June 30, 2025) operating budget was approved by the U–M Board of Regents on June 20, 2024, and represents all U–M campuses, including Ann Arbor, Dearborn, and Flint. Financial data in the report is presented by campus, funding source, and revenue and expense categories.

# FY 2025 Budget by Fund

FY 2025 CONSOLIDATED OPERATING BUDGET								
<i>in millions</i>	General	Designated	Auxiliary	Expendable Restricted	Total	Total FY 2024	FY 2025 Variance to FY 2024	
<b>REVENUE:</b>								
State Appropriations	\$ 425	\$ -	\$ -	\$ -	\$ 425	\$ 413	\$ 12	
Student Tuition and Fees	2,447	-	-	-	2,447	2,326	121	
Sponsored Programs								
Federal	-	-	-	1,435	1,435	1,263	172	
State/Local	-	-	-	77	77	16	61	
Non-Governmental	-	-	-	293	293	254	39	
Indirect Cost Recovery	361	37	-	-	398	360	38	
Indirect Cost Recovery Allocated to General Operating	-	-	-	(398)	(398)	(360)	(38)	
Private Gifts	-	2	-	175	177	162	15	
Investment Income								
Endowment Income	-	66	-	368	434	404	31	
Other	1	188	133	28	350	350	(1)	
Patient Care Revenue	-	8	8,438	-	8,446	7,599	847	
Departmental Activities <sup>1</sup>	14	140	626	1	781	602	179	
<b>Total Revenue:</b>	<b>\$ 3,247</b>	<b>\$ 442</b>	<b>\$ 9,197</b>	<b>\$ 1,978</b>	<b>\$ 14,864</b>	<b>\$ 13,389</b>	<b>\$ 1,475</b>	
<b>EXPENDITURES:</b>								
Compensation and Benefits	\$ 1,883	\$ 196	\$ 5,637	\$ 957	\$ 8,674	\$ 7,987	\$ 687	
Financial Aid	616	9	24	313	961	923	38	
Supplies, Services and Other	477	58	2,794	620	3,948	3,524	424	
Plant Improvement	270	6	429	9	715	663	61	
<b>Total Expenditures:</b>	<b>\$ 3,247</b>	<b>\$ 269</b>	<b>\$ 8,884</b>	<b>\$ 1,899</b>	<b>\$ 14,298</b>	<b>\$ 13,087</b>	<b>\$ 1,211</b>	
<b>Margin</b>	<b>\$ -</b>	<b>\$ 173</b>	<b>\$ 313</b>	<b>\$ 80</b>	<b>\$ 566</b>	<b>\$ 302</b>	<b>\$ 264</b>	

<sup>1</sup> Departmental Activities include internal recharge revenues, which are eliminated in expenses.



**#3**

**U.S. Public University**  
QS World University Rankings (2024)

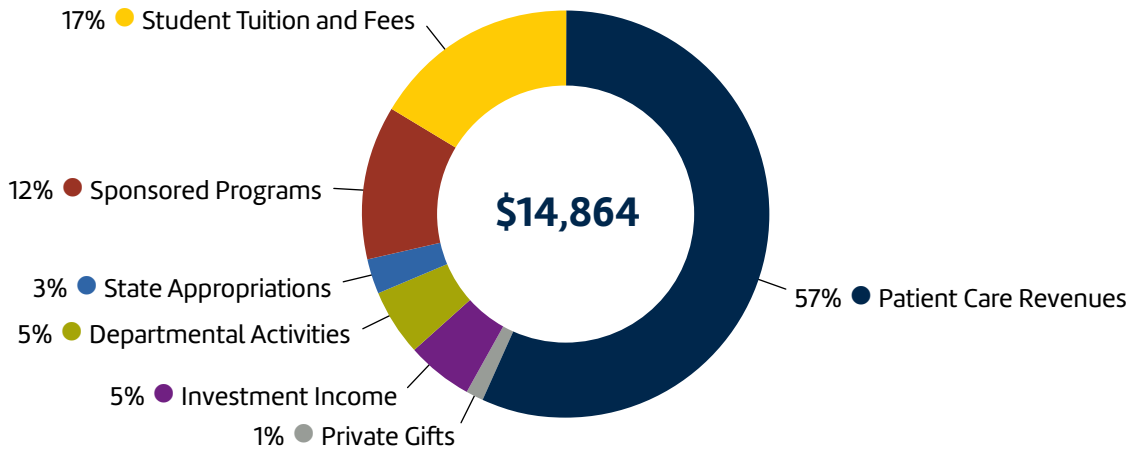
**#2**

**U-M Academic R&D Expenditures**  
**U.S. Public Research University**  
NSF (National Science Foundation, FY 2022)

## FY 2025 Budgeted Revenues

(including Michigan Medicine)

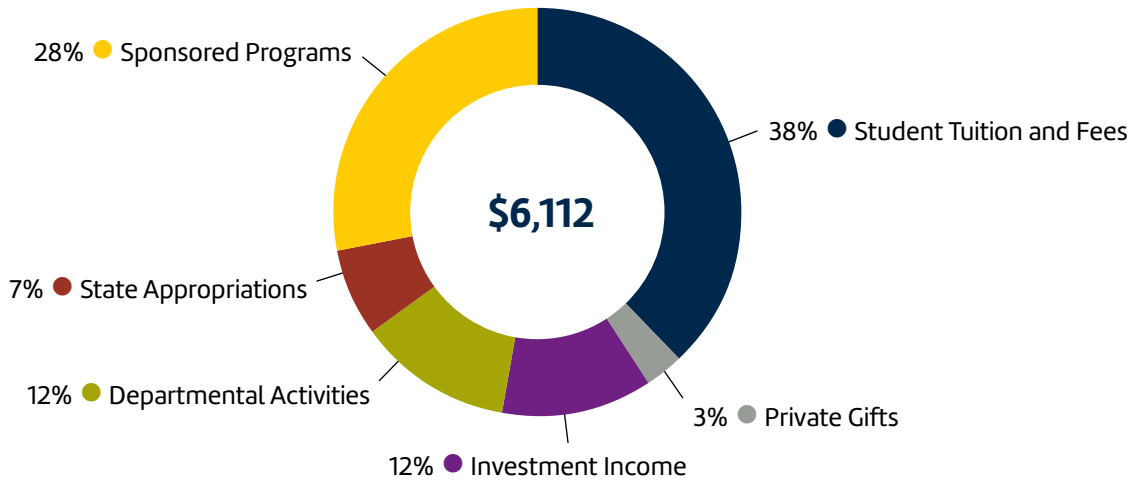
*in millions*



## FY 2025 Budgeted Revenues

(excluding Michigan Medicine)

*in millions*



**#3**

**National Undergraduate Public Universities**

*U.S. News & World Report (2024)*

**#18**

**World Reputation Rankings**

*Times Higher Ed (2023)*



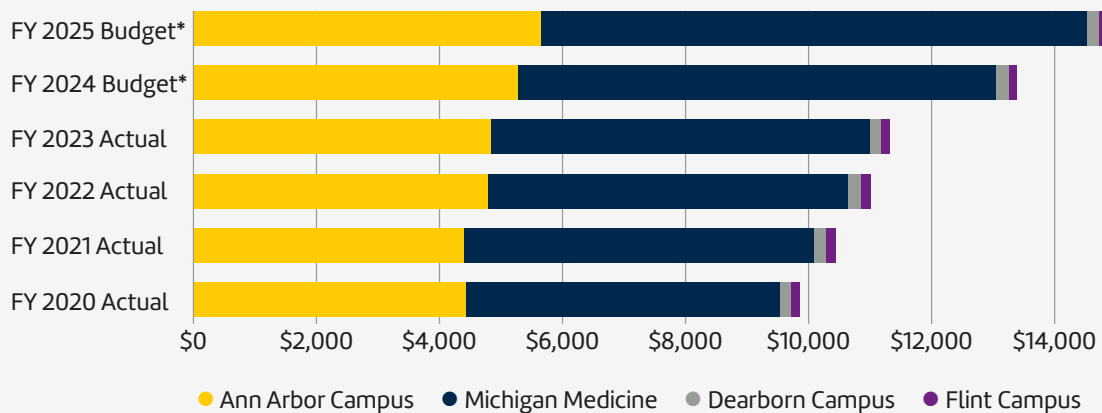
# University Operating Trends Including Michigan Medicine

<i>in millions</i>	FY 2020 Actual	FY 2021 Actual	FY 2022 Actual	FY 2023 Actual	FY 2024 Budget*	FY 2025 Budget*
<b>REVENUE:</b>						
State Appropriations	\$ 331	\$ 373	\$ 392	\$ 392	\$ 413	\$ 425
Student Tuition and Fees	1,944	1,978	2,085	2,187	2,326	2,447
Sponsored Programs	1,153	1,268	1,237	1,218	1,173	1,407
Indirect Cost Recovery from Sponsored Programs	304	306	330	351	360	398
Private Gifts	160	163	195	156	162	177
Endowment & Investment Distributions	471	456	491	610	754	784
Net Patient Revenues	4,682	5,249	5,520	5,988	7,599	8,446
Departmental Activities	808	648	756	655	602	781
<b>Total Revenue:</b>	<b>\$ 9,854</b>	<b>\$ 10,440</b>	<b>\$ 11,004</b>	<b>\$ 11,558</b>	<b>\$ 13,389</b>	<b>\$ 14,864</b>
<b>EXPENDITURES:</b>						
Compensation and Benefits	\$ 5,912	\$ 5,883	\$ 6,257	\$ 6,851	\$ 7,987	\$ 8,674
Financial Aid	774	794	844	880	923	961
Supplies, Services and Other	2,562	2,549	2,716	2,845	3,524	3,948
Plant Improvement	571	563	704	676	653	715
<b>Total Expenditures:</b>	<b>\$ 9,818</b>	<b>\$ 9,789</b>	<b>\$ 10,521</b>	<b>\$ 11,252</b>	<b>\$ 13,087</b>	<b>\$ 14,298</b>
<b>Operating Fund Margin</b>	<b>\$ 35</b>	<b>\$ 652</b>	<b>\$ 483</b>	<b>\$ 306</b>	<b>\$ 302</b>	<b>\$ 566</b>

\*Includes UMH-Sparrow

## Total Operating Revenue Trends

*in millions*



\*Includes UMH-Sparrow

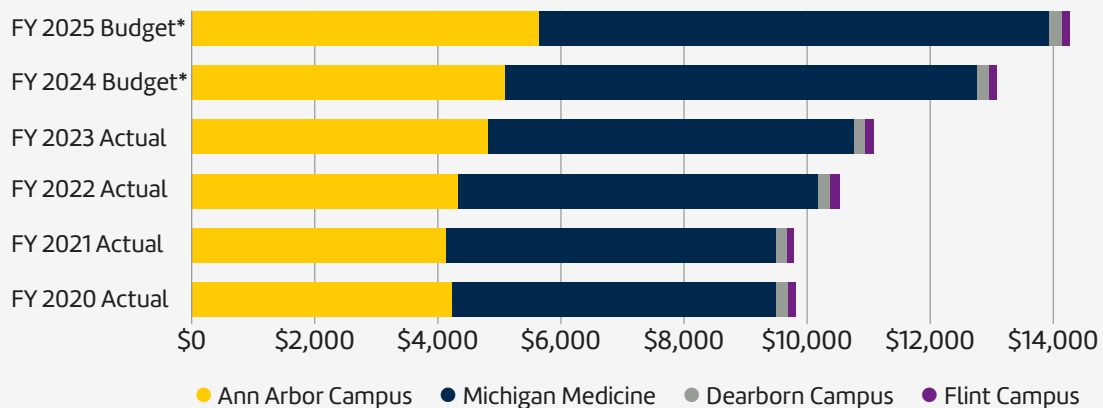
## Campus Level Budget & Trends

<i>in millions</i>	FY 2020 Actual	FY 2021 Actual	FY 2022 Actual	FY 2023 Actual	FY 2024 Budget*	FY 2025 Budget*
<b>REVENUE:</b>						
Ann Arbor Campus	\$ 4,422	\$ 4,399	\$ 4,784	\$ 5,033	\$ 5,282	\$ 5,752
Michigan Medicine	5,105	5,683	5,858	6,188	7,769	8,752
Dearborn Campus	188	197	209	195	198	207
Flint Campus	139	161	153	142	140	154
<b>Total Revenue:</b>	<b>\$ 9,854</b>	<b>\$ 10,440</b>	<b>\$ 11,004</b>	<b>\$ 11,558</b>	<b>\$ 13,389</b>	<b>\$ 14,864</b>
<b>EXPENDITURES:</b>						
Ann Arbor Campus	\$ 4,229	\$ 4,135	\$ 4,324	\$ 4,759	\$ 5,087	\$ 5,490
Michigan Medicine	5,264	5,358	5,842	6,143	7,662	8,447
Dearborn Campus	186	174	204	198	198	207
Flint Campus	139	122	152	152	140	154
<b>Total Expenditures:</b>	<b>\$ 9,818</b>	<b>\$ 9,789</b>	<b>\$ 10,521</b>	<b>\$ 11,252</b>	<b>\$ 13,087</b>	<b>\$ 14,298</b>
<b>OPERATING FUND MARGIN:</b>						
Ann Arbor Campus	\$ 193	\$ 264	\$ 460	\$ 274	\$ 195	\$ 261
Michigan Medicine	(160)	325	16	45	107	305
Dearborn Campus	1	24	5	(3)	-	-
Flint Campus	1	40	2	(10)	-	-
<b>Operating Fund Margin:</b>	<b>\$ 35</b>	<b>\$ 652</b>	<b>\$ 483</b>	<b>\$ 306</b>	<b>\$ 302</b>	<b>\$ 566</b>

\*Includes UMH-Sparrow

## Total Operating Expenditure Trends

*in millions*



\*Includes UMH-Sparrow

FY 2025

# Budget Priorities

The University of Michigan–Ann Arbor (U–M) advances its highest priorities for the FY 2025 general fund budget in support of the exemplary people and programs that further our excellence in the coming year and beyond. The FY 2025 general fund budget proposal provides a balanced budget at a time of increasing costs while maintaining the resources necessary to fuel our future.

U–M stands as one of the world’s most highly acclaimed teaching and research universities, consistently ranking among the top institutions for excellence and value. With these goals as guiding principles, we recognize our deep responsibility to uphold the university’s reputation through investments that promote innovation, foster academic excellence, and assure value. Our ongoing investments continue even in a constrained budget environment through careful evaluation of priorities and strategic decisions about resources.

In FY 2025, we embark on the pursuit of our recently completed Vision 2034 strategic plan with an initial set of investments in its four core impact areas: life–changing education; human health and well–being; democracy, civic, and global engagement; and climate action, sustainability, and environmental justice.

## Vision 2034: Look to Michigan

Wherever Wolverines go, progress follows. Our vision is to be the defining public institution, redefining the power of higher education in service to humanity



## Life–Changing Education

We build on our enduring legacy of renowned life–changing educational programs that include 110 ranked in the top 10 nationally and recognition as a leading undergraduate institution globally. Initiatives such as the Learning, Equity, and Problem Solving for the Public Good (LEAPS) program at Marygrove and the University of Michigan Center for Innovation further extend undergraduate and graduate programming to Southeast Michigan.

## Human Health & Well–Being

The FY 2025 general fund budget also advances human health and well–being with additional investments in mental health services and public safety. Both investments build on existing programs funded by the Central Campus, schools and colleges, Housing and Student Life, the Division of Public Safety and Security, and others to assure health and well–being for our students, faculty, and staff. Additionally, new initiatives in several colleges expand our work to improve health equity nationally and globally.



## GO BLUE GUARANTEE

- Free tuition for eligible in-state undergraduate students
- Eligibility at UM-AA extended to students with family income and assets up to \$75,000 each, respectively

### Democracy and Civic Global Engagement

President Ono highlighted the coming academic year as “The Year of Democracy and Civic Engagement.” In support of this theme, the FY 2025 general fund budget makes investments in anti-bias-focused training and outreach, the recently launched Raoul Wallenberg Institute, a program for teaching civil discourse at scale, the UMICH Votes Coalition, and expanded international partnerships. Each investment is intended to foster additional learning, participation, and dialogue as we work to find solutions that lead to a more peaceful and equitable world.

### Climate Action, Sustainability, and Environmental Justice

Emphasizing our ongoing commitment to sustainability, the Vision 2034 plan reinforces Climate Action, Sustainability & Environmental Justice as a core impact area. The FY 2025 general fund budget supports this goal with several key initiatives, such as the Climate Futures Lab which will advance creative architectural and urban planning practices to promote climate action and resilience, and the Detroit-based Sustainability Clinic.

### Student Access and Affordability

Demonstrating our achievement in affordability is the fact that the net price for resident undergraduates with family income of up to \$120,000 who receive financial aid is less now than it was 10 years ago after adjusting for inflation. Sixty-three percent of resident undergraduates receive institutional grant aid and one-in-three pay no tuition at all, many as a result of the Go Blue Guarantee, a national model for tuition guarantee programs. U-M’s commitment to access continues in the FY 2025 general fund budget with a 6.3% increase to undergraduate financial aid.

### Academic Excellence

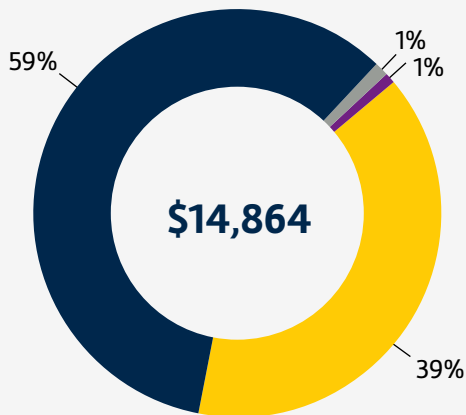
We are guided by our unwavering dedication to sustain and enhance our commitment to excellence as we enter an ambitious era of change, our Vision 2034. Our priorities remain steadfast, focused on the students, faculty, and staff who make up this great university, each of whom work closely to realize our commitment to providing long-term societal benefits through education, research, and public service. Supporting our programs, services, and campus operations is a globally renowned faculty and a deeply dedicated staff that make our tripartite mission of education, research, and public service possible.

# FY 2025 All Operating Funds Budget by Fund & Campus

<i>in millions</i>	General	Designated	Auxiliary Funds	Expendable Restricted	Total
<b>REVENUE BUDGET:</b>					
Michigan Medicine	\$ -	\$ 9	\$ 8,716	\$ 27	\$ 8,752
Ann Arbor Campus	2,947	430	474	1,901	5,752
Dearborn Campus	175	2	2	29	207
Flint Campus	125	1	5	22	154
<b>Total Revenue:</b>	<b>\$ 3,247</b>	<b>\$ 442</b>	<b>\$ 9,197</b>	<b>\$ 1,978</b>	<b>\$ 14,864</b>
<b>EXPENDITURE BUDGET:</b>					
Michigan Medicine	\$ -	\$ 11	\$ 8,411	\$ 26	\$ 8,447
Ann Arbor Campus	2,947	255	466	1,822	5,490
Dearborn Campus	175	2	2	29	207
Flint Campus	125	1	5	22	154
<b>Total Expenditures:</b>	<b>\$ 3,247</b>	<b>\$ 269</b>	<b>\$ 8,884</b>	<b>\$ 1,899</b>	<b>\$ 14,298</b>

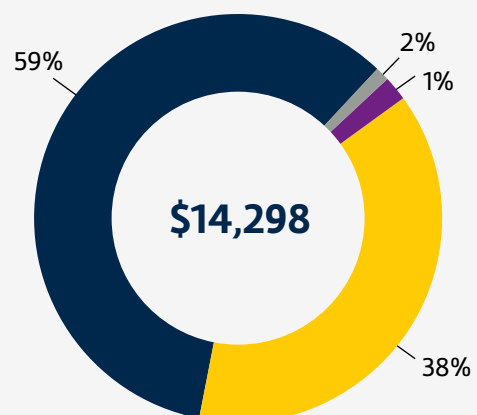
## Operating Revenues

*in millions*



## Operating Expenses

*in millions*



● Ann Arbor Campus ● Michigan Medicine ● Dearborn Campus ● Flint Campus

- Revenues budgeted at \$14.9B
- Revenues include \$1.5B from UMH-Sparrow Health System, integrated with Michigan Medicine in FY 2024
- Powered by the Ann Arbor campus, Academic revenues remain strong and growing
- Operating expenses are balanced with operating revenues; modest margin driven Designated, Expendable Restricted, and Auxiliary Funds; General Fund is margin neutral

# FY 2025

# Strategic Context

The general fund is the primary source of support for the academic mission of the university. In addition to the programmatic priorities noted on page 8, the FY 2025 budget is shaped by several factors.

## FY 2025

New and ongoing initiatives that fuel U–M’s mission of world-class education, research, and public service are supported by a combination of state support, indirect cost recovery from our research portfolio, and tuition and fees from our student body.

## State Appropriation

As a proud public institution, we value our deep connection to the citizens of Michigan and eagerly partner with the state in pursuit of its education, innovation, and development goals. For FY 2025, we anticipated a 2.5% increase to our state operating appropriations. We are grateful for the recent period of incremental increases to our operating appropriations as well as the creation of the Michigan Achievement Scholarship. However, over the last 20 years, per-student appropriations have declined by 46% after adjusting for inflation, a trend that challenges our ability to maintain the excellence and value we strive for. We encourage the state to continue its policy of steady, predictable increases to operating appropriations as well as its investments in student financial aid.

## Research

U–M research capabilities and accomplishments span nearly every field of science, engineering, medicine, social sciences, the arts, and humanities. Our strength in interdisciplinary work fosters research in a broad spectrum of cross-cutting projects

and initiatives addressing fields from health care policy and manufacturing to arts and creativity. U–M’s renowned research portfolio ranks third nationally and second for public universities with annual activity of approximately \$1.8 billion. The FY 2025 budget anticipates growth in the indirect cost recoveries from sponsored programs of 10.7%, more than triple the projected rate of inflation.

## Tuition and Fees

Any proposal to increase tuition and fees is carefully scrutinized and, as noted earlier, is paired with significant adjustments to associated financial aid budgets. In the context of broader inflationary pressure and with U–M’s ongoing commitment to financial aid, the budget includes a 2.9% increase for in-state undergraduate students, which is less than the current annual rate of inflation, and a 4.9% increase for out-of-state undergraduate and graduate students, which is competitive with our peers.

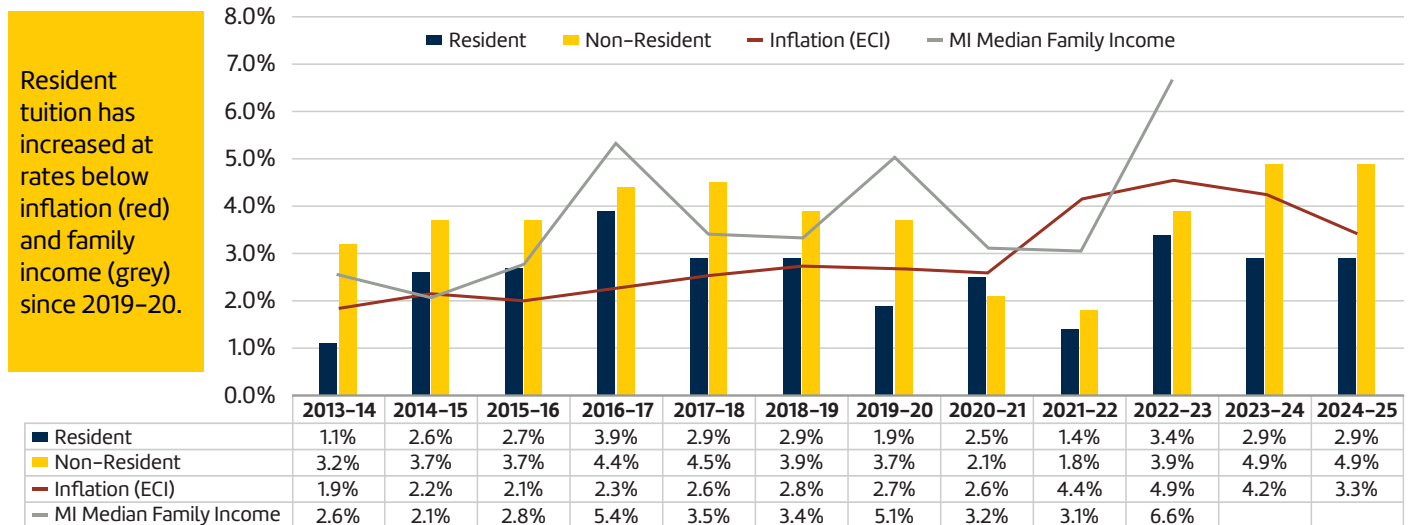
## Philanthropic Giving

Philanthropic giving enables the university to shift costs off the general fund and provides funding for key priorities. Our donors play a vital role in supporting university priorities and we are deeply grateful to all who donate.



## A Key Goal: Tuition Increases that Are Modest and Predictable for U-M Families

Recent History of Undergraduate Tuition Increases, Inflation, & MI Family Income



### Cost Containment

Each year, the budget planning process begins with the identification of cost containment initiatives that, when taken together, will reduce our campus spending by over \$31 million in FY 2025. Cost containment strategies include savings through our procurement and travel policies, and

adjustments to personnel assignments across our faculty and staff. Our FY 2025 cost containment efforts result in a recommended tuition increase that is 2% lower than would be necessary without them. Since 2005, cost containment strategies resulted in over \$550 million in cost reductions and containment, an amount that is approximately 20% of our total general fund budget.

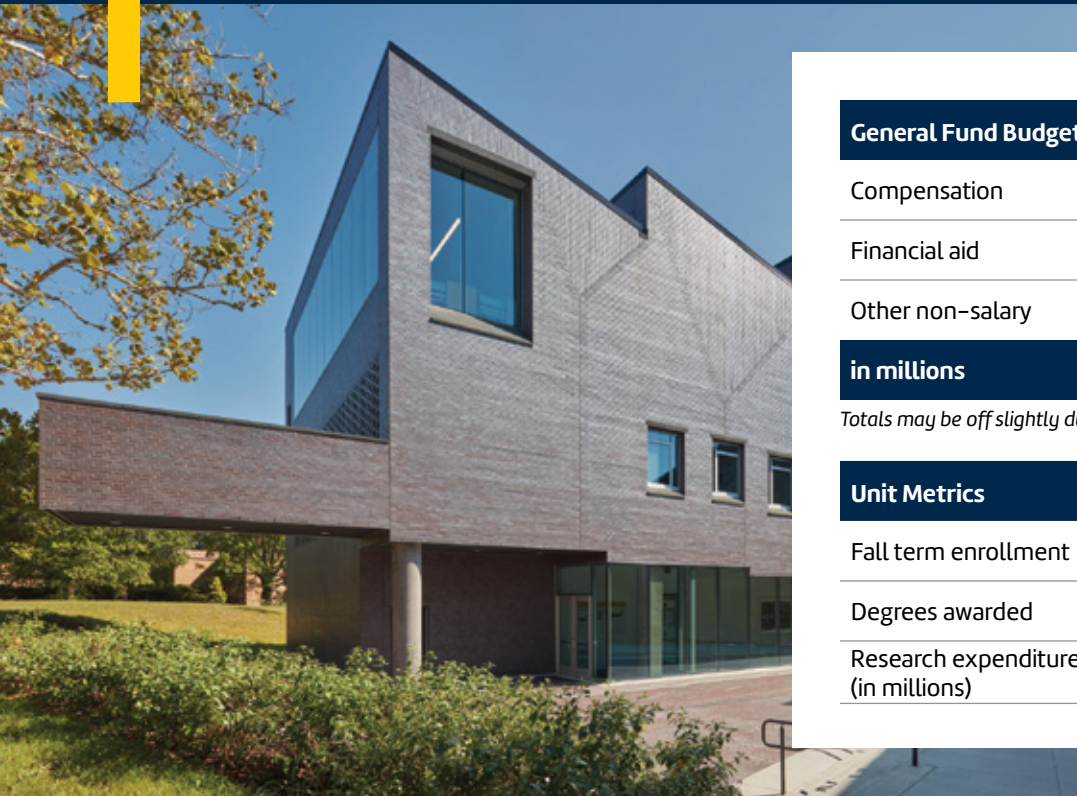
# Ann Arbor Campus Detail





# A. Alfred Taubman College of Architecture & Urban Planning

taubmancollege.umich.edu

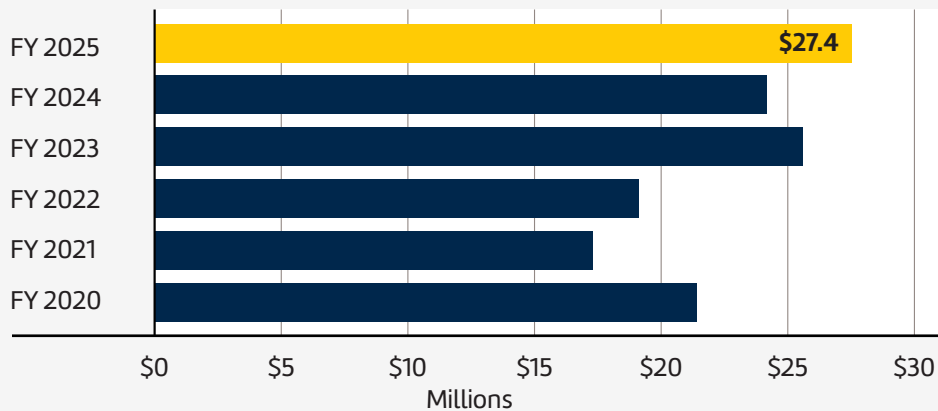


General Fund Budget	FY 2024	FY 2025	Change
Compensation	18.5	20.3	1.8
Financial aid	2.6	3.0	0.4
Other non-salary	3.4	4.1	0.8
<b>in millions</b>	<b>\$ 24.5</b>	<b>\$ 27.4</b>	<b>\$ 2.9</b>

Totals may be off slightly due to rounding.

Unit Metrics	FY 2021	FY 2022	FY 2023
Fall term enrollment	580	644	686
Degrees awarded	241	224	285
Research expenditures (in millions)	\$ 1.6	\$ 1.7	\$ 1.6

## General Fund Budget History



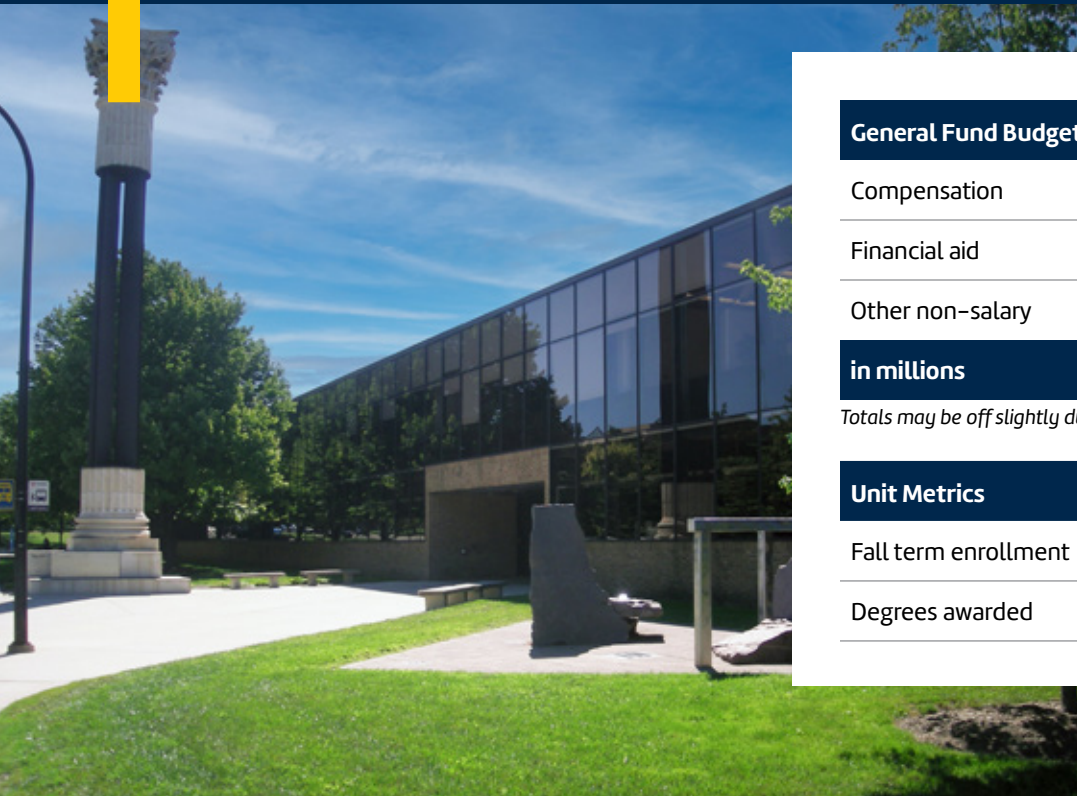
### Notable budgetary actions over the last five years:

FY 2020 – FY 2025: Significant changes to an academic unit’s general fund budget are typically driven by variations in its instructional or research activity, which are directly allocated

as part of the university’s budget model. Schools, colleges, and major research institute general fund budgets are shown net of facilities costs and other assessments.

# Penny W. Stamps School of Art & Design

stamps.umich.edu

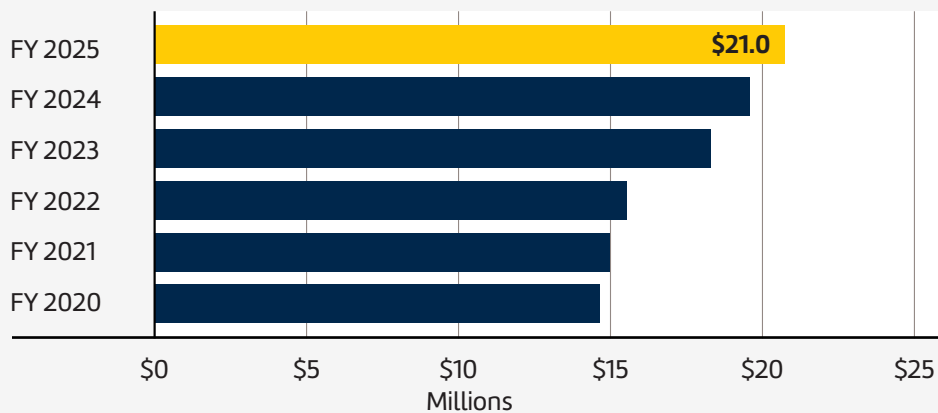


General Fund Budget	FY 2024	FY 2025	Change
Compensation	16.5	18.1	1.6
Financial aid	0.7	0.6	(0.1)
Other non-salary	2.5	2.3	(0.2)
<b>in millions</b>	<b>\$ 19.7</b>	<b>\$ 21.0</b>	<b>\$ 1.3</b>

Totals may be off slightly due to rounding.

Unit Metrics	FY 2021	FY 2022	FY 2023
Fall term enrollment	640	724	713
Degrees awarded	137	143	157

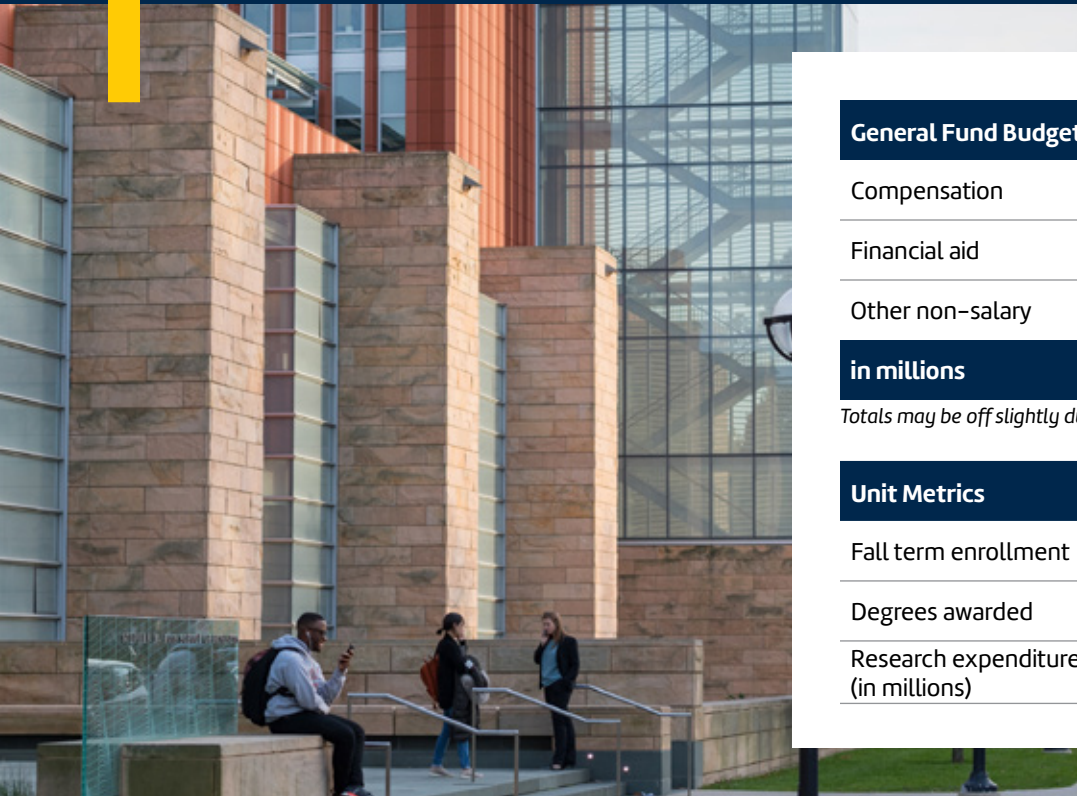
## General Fund Budget History



### Notable budgetary actions over the last five years:

FY 2020 – FY 2025: Significant changes to an academic unit’s general fund budget are typically driven by variations in its instructional or research activity, which are directly allocated

as part of the university’s budget model. Schools, colleges, and major research institute general fund budgets are shown net of facilities costs and other assessments.

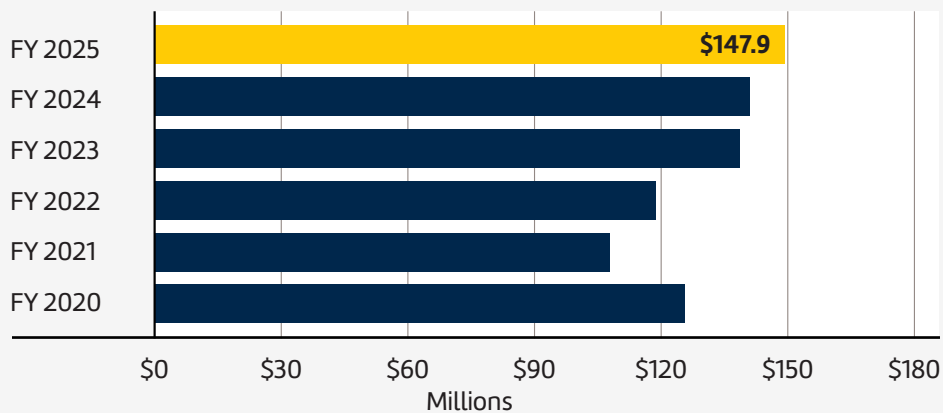


General Fund Budget	FY 2024	FY 2025	Change
Compensation	94.5	99.4	4.9
Financial aid	15.0	19.1	4.1
Other non-salary	30.1	29.5	(0.6)
<b>in millions</b>	<b>\$ 139.6</b>	<b>\$ 147.9</b>	<b>\$ 8.4</b>

Totals may be off slightly due to rounding.

Unit Metrics	FY 2021	FY 2022	FY 2023
Fall term enrollment	4,165	4,326	4,362
Degrees awarded	1,516	1,520	1,719
Research expenditures (in millions)	\$ 16.0	\$ 15.1	\$ 17.4

## General Fund Budget History



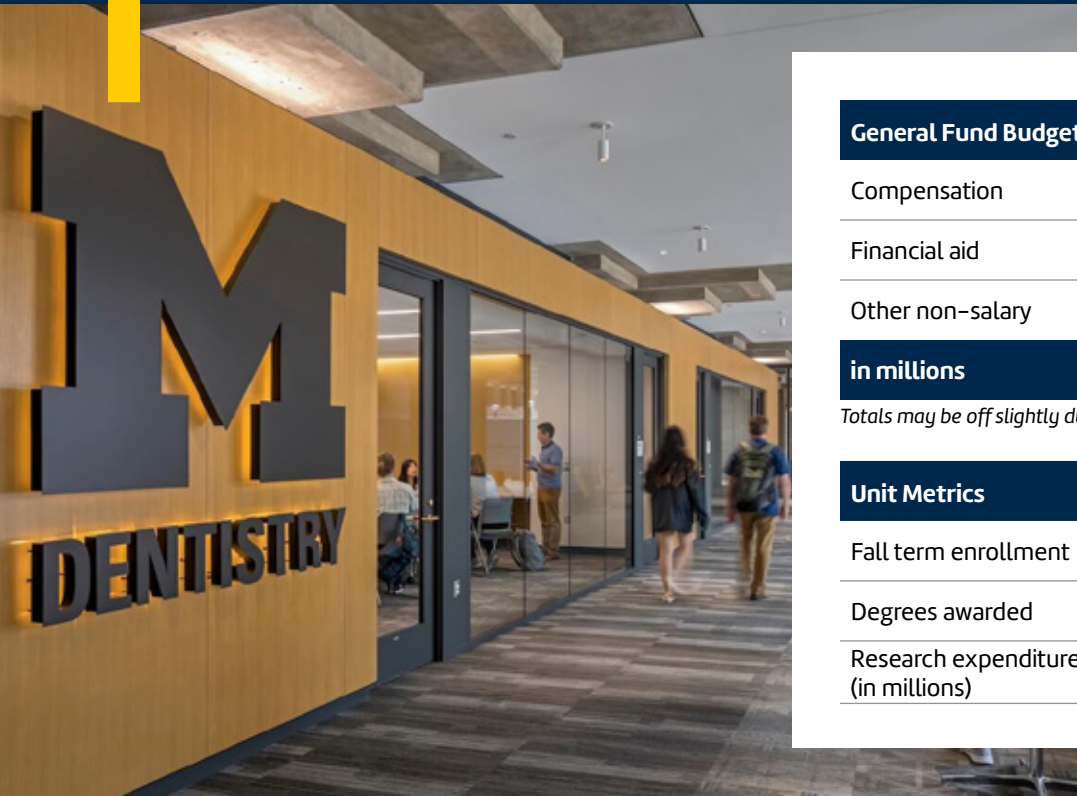
### Notable budgetary actions over the last five years:

FY 2020 – FY 2025: Significant changes to an academic unit’s general fund budget are typically driven by variations in its instructional or research activity, which are directly allocated

as part of the university’s budget model. Schools, colleges, and major research institute general fund budgets are shown net of facilities costs and other assessments.

# School of Dentistry

dent.umich.edu

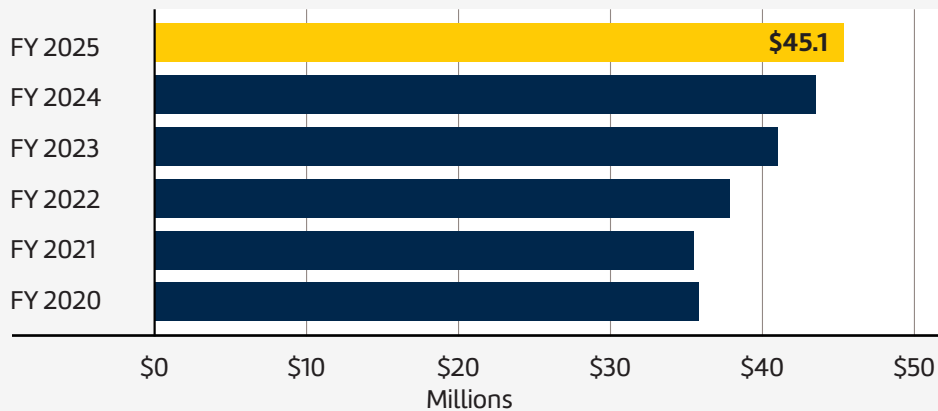


General Fund Budget	FY 2024	FY 2025	Change
Compensation	33.0	33.8	0.8
Financial aid	0.8	1.1	0.3
Other non-salary	9.5	10.2	0.7
<b>in millions</b>	<b>\$ 43.4</b>	<b>\$ 45.1</b>	<b>\$ 1.7</b>

Totals may be off slightly due to rounding.

Unit Metrics	FY 2021	FY 2022	FY 2023
Fall term enrollment	669	656	665
Degrees awarded	215	207	199
Research expenditures (in millions)	\$ 23.6	\$ 25.4	\$ 24.9

## General Fund Budget History



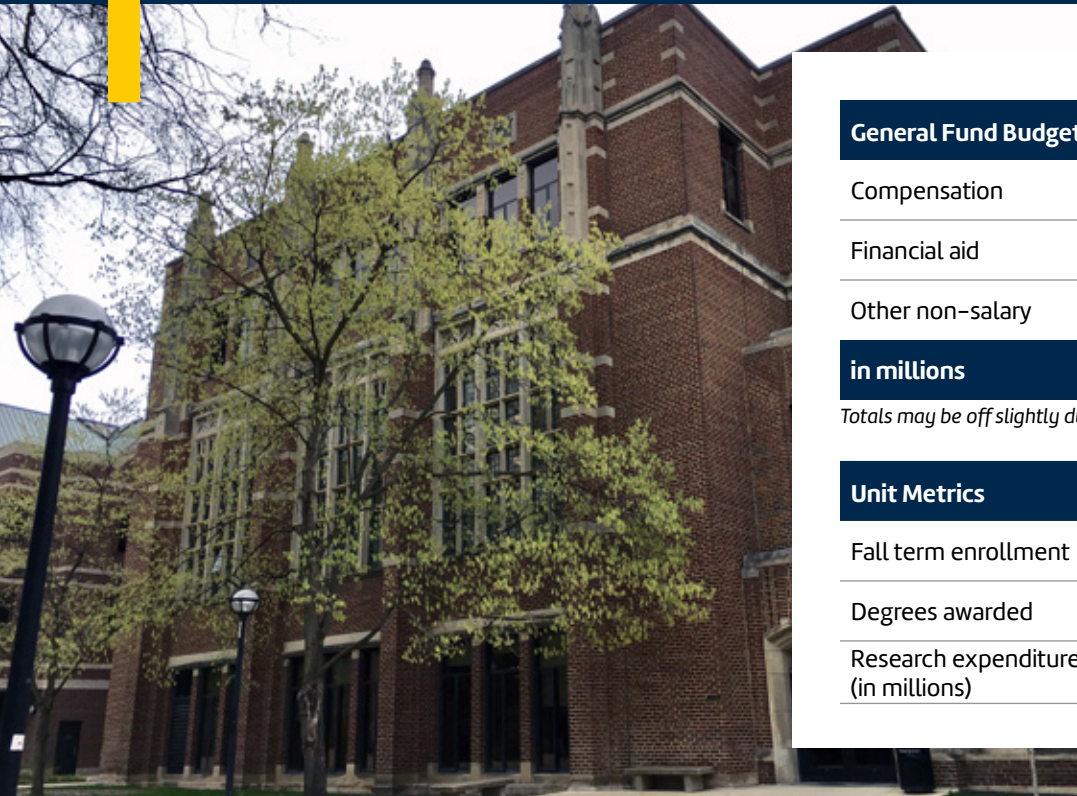
### Notable budgetary actions over the last five years:

FY 2020 – FY 2025: Significant changes to an academic unit’s general fund budget are typically driven by variations in its instructional or research activity, which are directly allocated

as part of the university’s budget model. Schools, colleges, and major research institute general fund budgets are shown net of facilities costs and other assessments.

# Marsal Family School of Education

soe.umich.edu

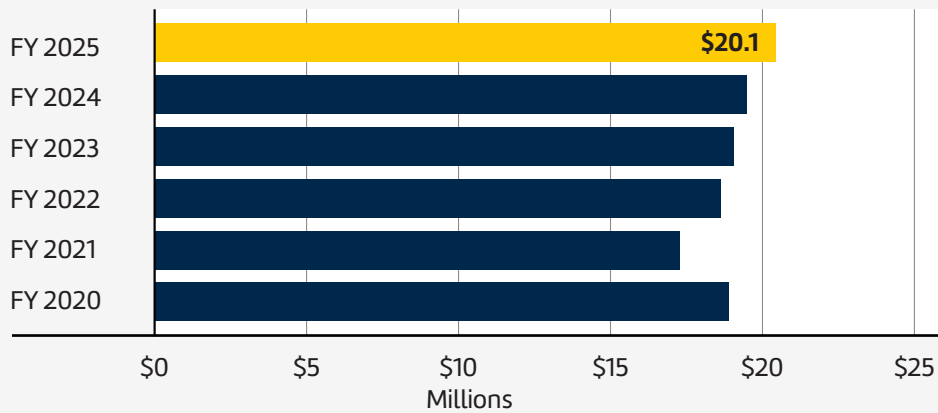


General Fund Budget	FY 2024	FY 2025	Change
Compensation	16.8	17.5	0.8
Financial aid	1.5	1.5	(0.0)
Other non-salary	1.1	1.1	0.0
<b>in millions</b>	<b>\$ 19.4</b>	<b>\$ 20.1</b>	<b>\$ 0.8</b>

Totals may be off slightly due to rounding.

Unit Metrics	FY 2021	FY 2022	FY 2023
Fall term enrollment	436	491	388
Degrees awarded	219	261	266
Research expenditures (in millions)	\$ 10.9	\$ 11.5	\$ 11.7

## General Fund Budget History



### Notable budgetary actions over the last five years:

FY 2020 – FY 2025: Significant changes to an academic unit’s general fund budget are typically driven by variations in its instructional or research activity, which are directly allocated

as part of the university’s budget model. Schools, colleges, and major research institute general fund budgets are shown net of facilities costs and other assessments.

# College of Engineering

engin.umich.edu

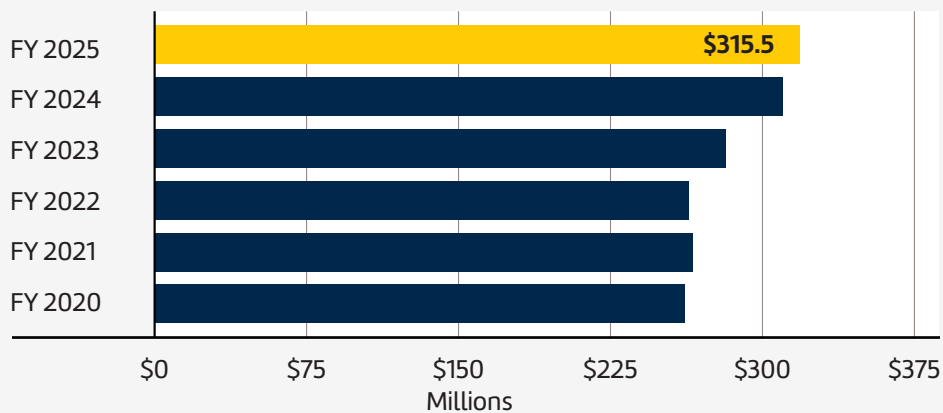


General Fund Budget	FY 2024	FY 2025	Change
Compensation	183.2	197.5	14.3
Financial aid	42.7	41.4	(1.3)
Other non-salary	80.8	76.7	(4.1)
<b>in millions</b>	<b>\$ 306.7</b>	<b>\$ 315.5</b>	<b>\$ 8.8</b>

Totals may be off slightly due to rounding.

Unit Metrics	FY 2021	FY 2022	FY 2023
Fall term enrollment	10,209	10,655	11,051
Degrees awarded	3,412	3,252	3,578
Research expenditures (in millions)	\$ 265.2	\$ 282.1	\$ 310.7

## General Fund Budget History



### Notable budgetary actions over the last five years:

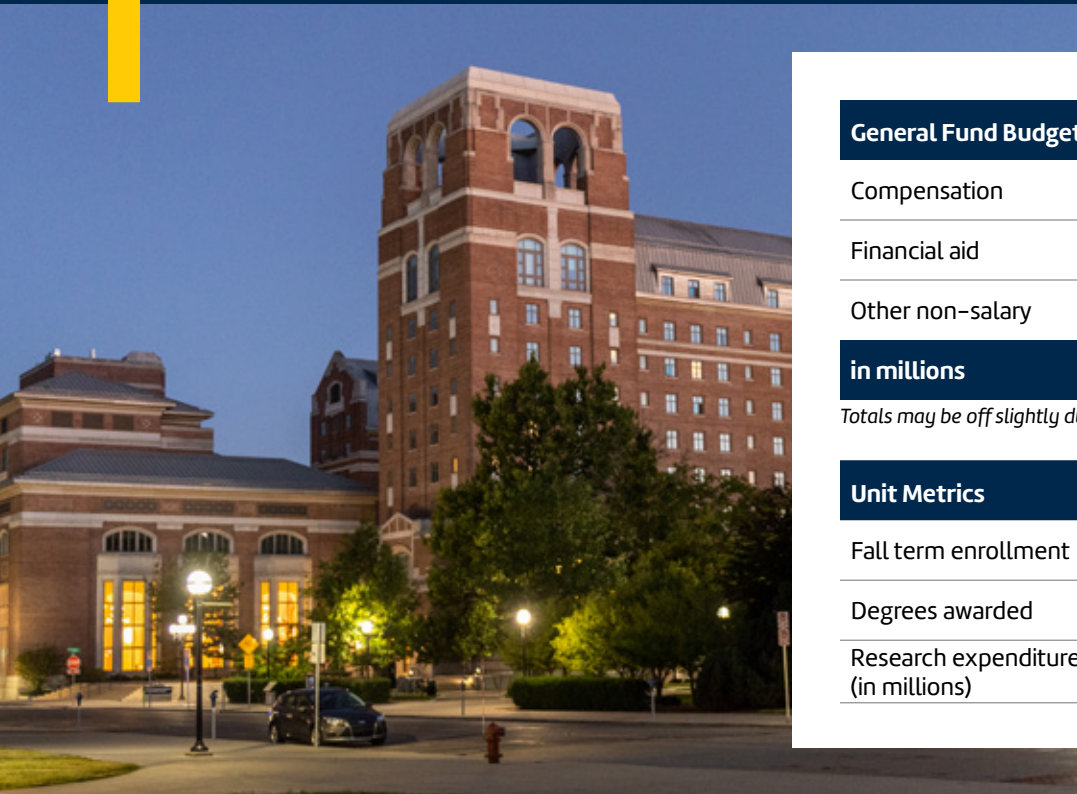
FY 2020 – FY 2025: Significant changes to an academic unit’s general fund budget are typically driven by variations in its instructional or research activity, which are directly allocated as part of the university’s budget model. Schools, colleges, and major research institute general fund budgets are shown net of facilities costs and other assessments.

FY 2023: Mcity was transferred to the College of Engineering from the Vice President for Research.

FY 2020: University of Michigan Transportation Research Institute (UMTRI) was transferred to the College of Engineering from the Vice President for Research.

# School of Information

si.umich.edu

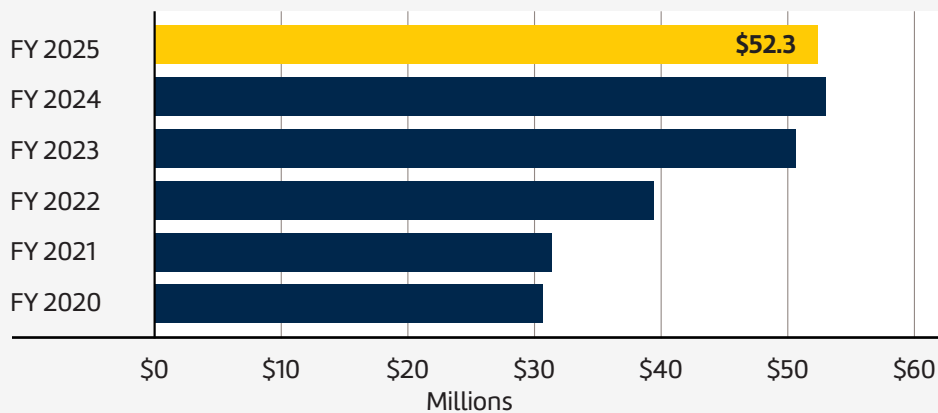


General Fund Budget	FY 2024	FY 2025	Change
Compensation	31.6	37.3	5.7
Financial aid	13.7	8.2	(5.5)
Other non-salary	7.3	6.8	(0.5)
<b>in millions</b>	<b>\$ 52.6</b>	<b>\$ 52.3</b>	<b>\$ (0.3)</b>

Totals may be off slightly due to rounding.

Unit Metrics	FY 2021	FY 2022	FY 2023
Fall term enrollment	1,355	1,691	1,803
Degrees awarded	433	599	764
Research expenditures (in millions)	\$ 7.7	\$ 9.4	\$ 11.0

## General Fund Budget History



### Notable budgetary actions over the last five years:

FY 2020 – FY 2025: Significant changes to an academic unit’s general fund budget are typically driven by variations in its instructional or research activity, which are directly allocated as part of the university’s budget model. Schools, colleges,

and major research institute general fund budgets are shown net of facilities costs and other assessments.

FY 2020 – FY 2024: Enrollment growth due to the online Master of Applied Data Science program.

# School of Kinesiology

kines.umich.edu

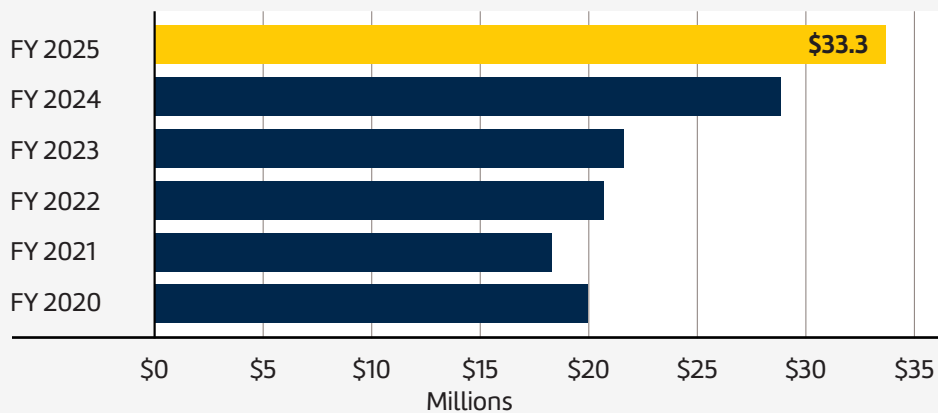


General Fund Budget	FY 2024	FY 2025	Change
Compensation	18.0	24.6	6.7
Financial aid	0.8	1.2	0.4
Other non-salary	9.3	7.5	(1.8)
<b>in millions</b>	<b>\$ 28.0</b>	<b>\$ 33.3</b>	<b>\$ 5.3</b>

Totals may be off slightly due to rounding.

Unit Metrics	FY 2021	FY 2022	FY 2023
Fall term enrollment	1,096	1,186	1,228
Degrees awarded	340	323	357
Research expenditures (in millions)	\$ 8.7	\$ 7.3	\$ 8.5

## General Fund Budget History



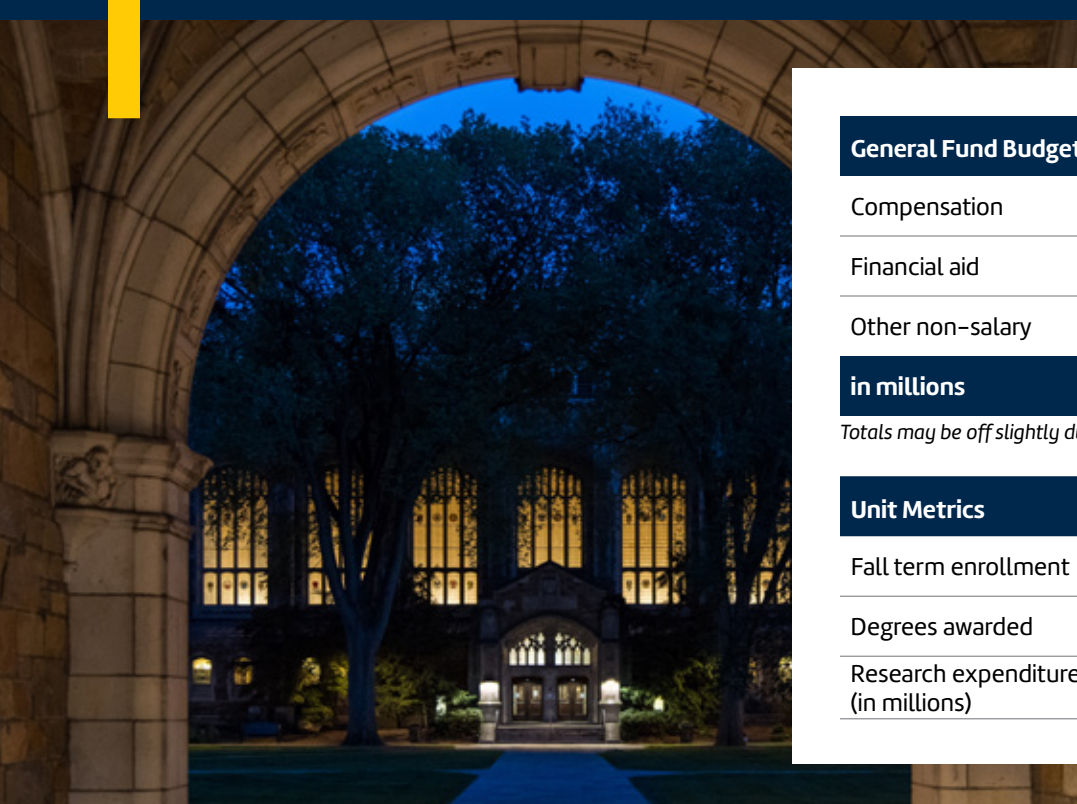
### Notable budgetary actions over the last five years:

FY 2020 – FY 2025: Significant changes to an academic unit’s general fund budget are typically driven by variations in its instructional or research activity, which are directly allocated as part of the university’s budget model. Schools, colleges, and major research institute general fund budgets are shown

net of facilities costs and other assessments.

FY 2023: Exercise & Sport Science Initiative (ESSI) was transferred to the School of Kinesiology from the Vice President for Research.



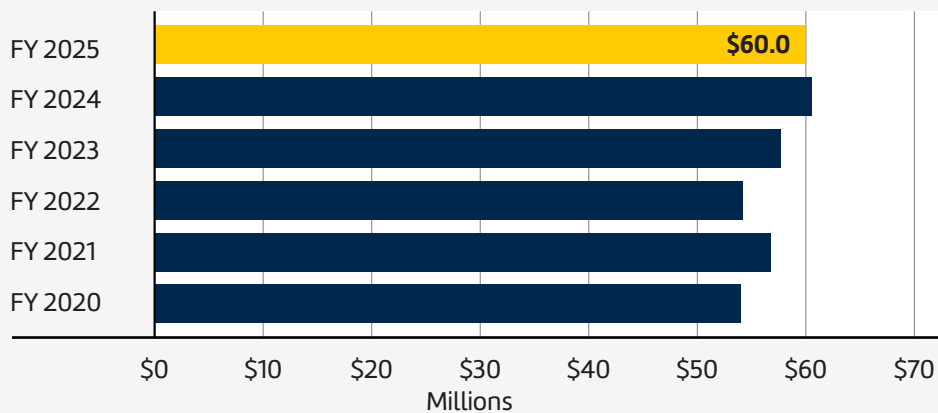


General Fund Budget	FY 2024	FY 2025	Change
Compensation	36.0	35.5	(0.5)
Financial aid	18.0	18.6	0.6
Other non-salary	6.1	5.9	(0.2)
<b>in millions</b>	<b>\$ 60.1</b>	<b>\$ 60.0</b>	<b>\$ (0.1)</b>

Totals may be off slightly due to rounding.

Unit Metrics	FY 2021	FY 2022	FY 2023
Fall term enrollment	1,027	998	1,007
Degrees awarded	381	363	333
Research expenditures (in millions)	\$ 6.7	\$ 6.2	\$ 8.9

## General Fund Budget History



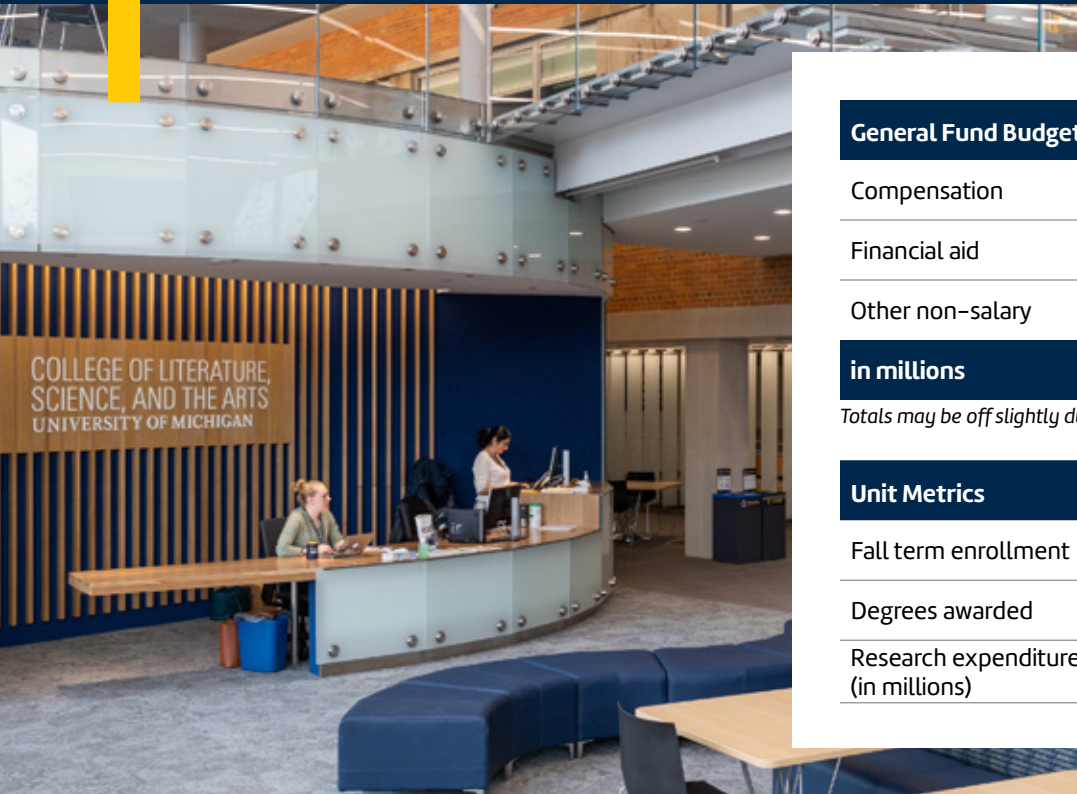
### Notable budgetary actions over the last five years:

FY 2020 – FY 2025: Significant changes to an academic unit’s general fund budget are typically driven by variations in its instructional or research activity, which are directly allocated

as part of the university’s budget model. Schools, colleges, and major research institute general fund budgets are shown net of facilities costs and other assessments.

# College of Literature, Science, and the Arts

lsa.umich.edu

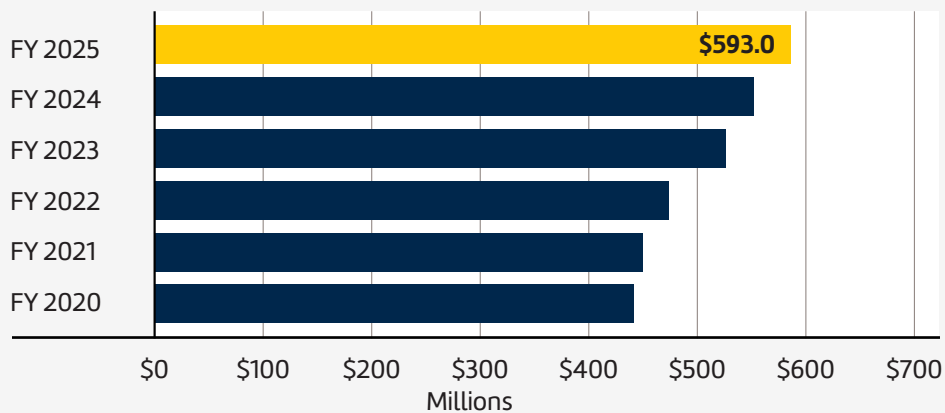


General Fund Budget	FY 2024	FY 2025	Change
Compensation	357.2	370.9	13.8
Financial aid	72.4	76.8	4.4
Other non-salary	133.7	145.2	11.5
<b>in millions</b>	<b>\$ 563.3</b>	<b>\$ 593.0</b>	<b>\$ 29.7</b>

Totals may be off slightly due to rounding.

Unit Metrics	FY 2021	FY 2022	FY 2023
Fall term enrollment	20,452	21,019	21,384
Degrees awarded	5,255	4,960	5,276
Research expenditures (in millions)	\$ 199.5	\$ 211.7	\$ 229.1

## General Fund Budget History



### Notable budgetary actions over the last five years:

FY 2020 – FY 2025: Significant changes to an academic unit’s general fund budget are typically driven by variations in its instructional or research activity, which are directly allocated as part of the university’s budget model. Schools, colleges, and major research institute general fund budgets are shown

net of facilities costs and other assessments.

FY 2024: National Center for Institutional Diversity was transferred to the Provost from the College of Literature, Science, and the Arts.

# Medical School

[medicine.umich.edu/medschool/home](https://medicine.umich.edu/medschool/home)

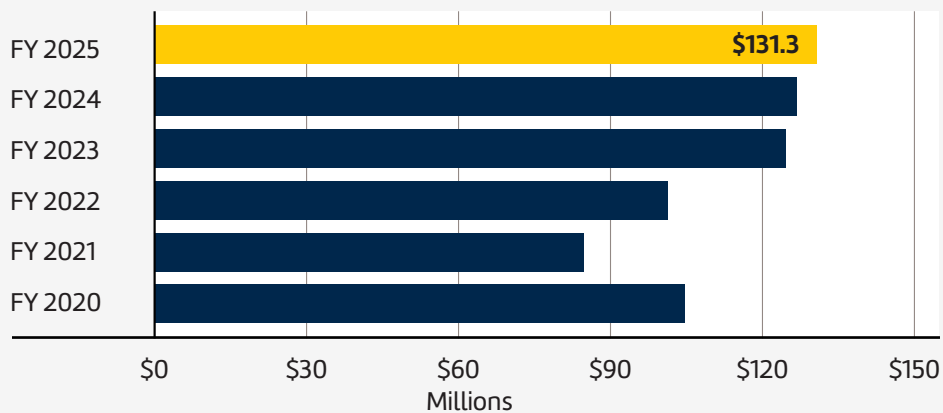


General Fund Budget	FY 2024	FY 2025	Change
Compensation	109.9	114.0	4.1
Financial aid	3.1	3.2	0.1
Other non-salary	13.0	14.1	1.1
<b>in millions</b>	<b>\$ 126.0</b>	<b>\$ 131.3</b>	<b>\$ 5.3</b>

Totals may be off slightly due to rounding.  
No clinical activity is included in the general fund budget.

Unit Metrics	FY 2021	FY 2022	FY 2023
Fall term enrollment	1,498	1,637	1,612
Degrees awarded	371	370	416
Research expenditures (in millions)	\$ 678.7	\$ 754.8	\$ 806.8

## General Fund Budget History



### Notable budgetary actions over the last five years:

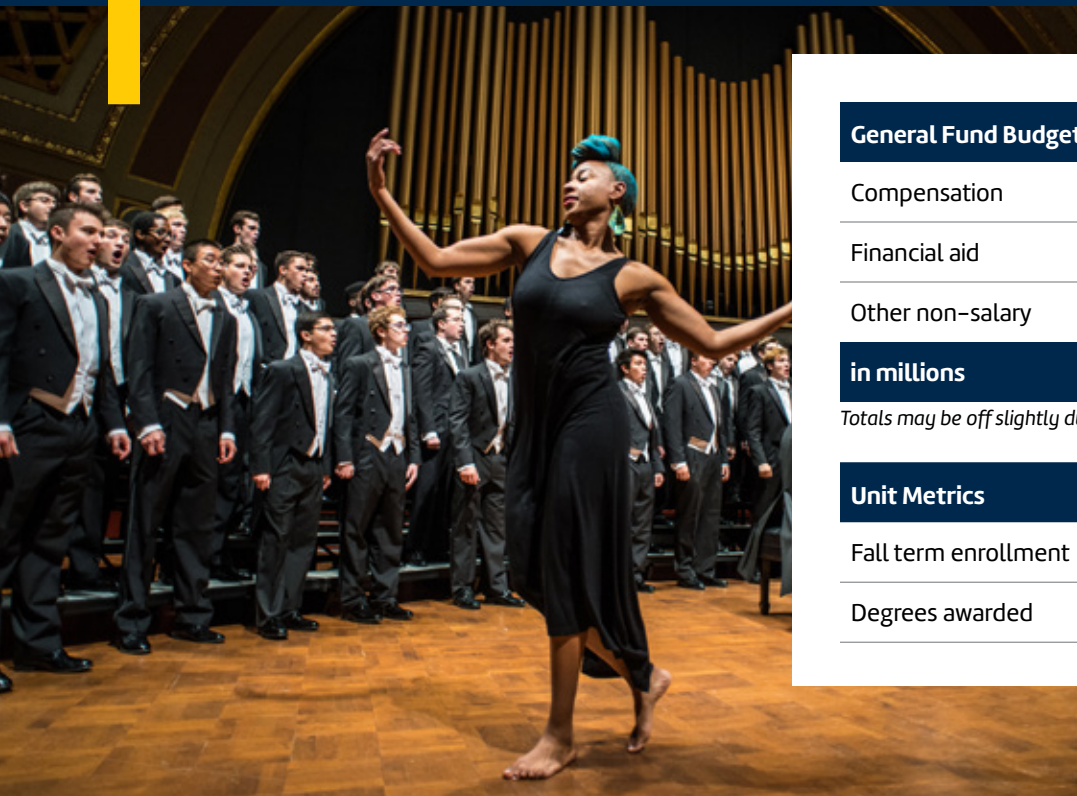
FY 2020 – FY 2025: Significant changes to an academic unit’s general fund budget are typically driven by variations in its instructional or research activity, which are directly allocated as part of the university’s budget model. Schools, colleges, and major research institute general fund budgets are shown net of facilities costs and other assessments.

FY 2020 – FY 2025: The Medical School general fund budget includes costs for the North Campus Research Complex (shown on page 52).

FY 2024: The Functional MRI Laboratory was transferred to the Medical School from the Vice President for Research.

# School of Music, Theatre & Dance

smt.d.umich.edu

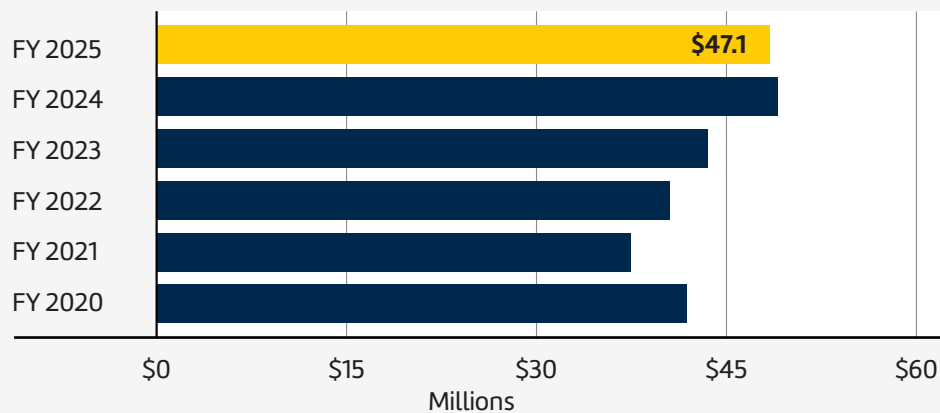


General Fund Budget	FY 2024	FY 2025	Change
Compensation	32.7	34.5	1.8
Financial aid	12.3	11.2	(1.0)
Other non-salary	2.2	1.4	(0.8)
<b>in millions</b>	<b>\$ 47.2</b>	<b>\$ 47.1</b>	<b>\$ (0.0)</b>

Totals may be off slightly due to rounding.

Unit Metrics	FY 2021	FY 2022	FY 2023
Fall term enrollment	1,110	1,177	1,157
Degrees awarded	296	308	350

## General Fund Budget History



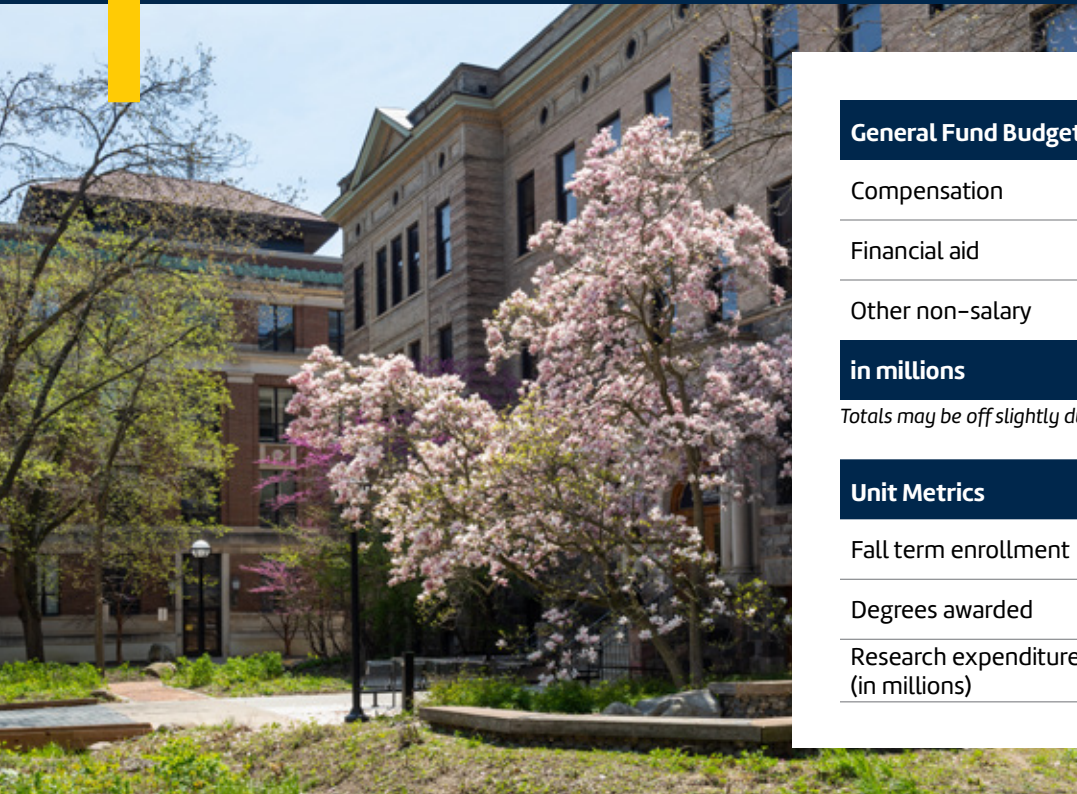
### Notable budgetary actions over the last five years:

FY 2020 – FY 2025: Significant changes to an academic unit’s general fund budget are typically driven by variations in its instructional or research activity, which are directly allocated

as part of the university’s budget model. Schools, colleges, and major research institute general fund budgets are shown net of facilities costs and other assessments.

# School for Environment and Sustainability

seas.umich.edu

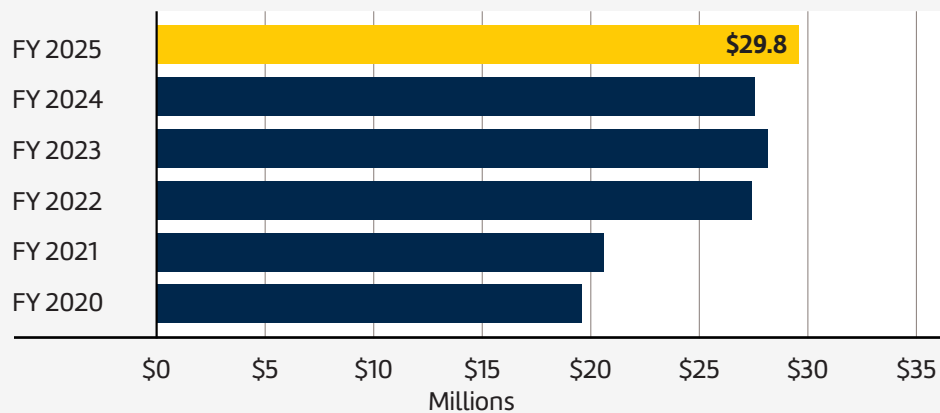


General Fund Budget	FY 2024	FY 2025	Change
Compensation	16.8	18.7	1.9
Financial aid	5.8	5.7	(0.1)
Other non-salary	4.7	5.4	0.7
<b>in millions</b>	<b>\$ 27.2</b>	<b>\$ 29.8</b>	<b>\$ 2.6</b>

Totals may be off slightly due to rounding.

Unit Metrics	FY 2021	FY 2022	FY 2023
Fall term enrollment	474	551	553
Degrees awarded	181	248	273
Research expenditures (in millions)	\$ 19.2	\$ 23.0	\$ 26.2

## General Fund Budget History



### Notable budgetary actions over the last five years:

FY 2020 – FY 2025: Significant changes to an academic unit’s general fund budget are typically driven by variations in its instructional or research activity, which are directly allocated

as part of the university’s budget model. Schools, colleges, and major research institute general fund budgets are shown net of facilities costs and other assessments.

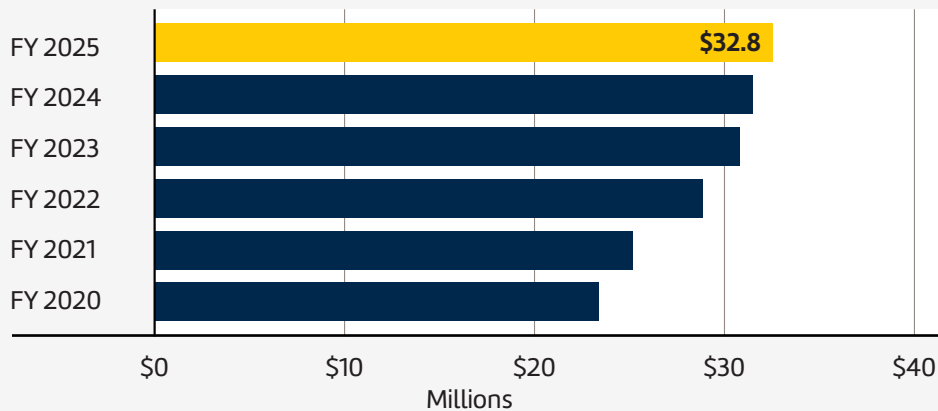


General Fund Budget	FY 2024	FY 2025	Change
Compensation	20.9	24.4	3.5
Financial aid	2.9	3.0	0.1
Other non-salary	8.4	5.4	(3.0)
<b>in millions</b>	<b>\$ 32.2</b>	<b>\$ 32.8</b>	<b>\$ 0.6</b>

Totals may be off slightly due to rounding.

Unit Metrics	FY 2021	FY 2022	FY 2023
Fall term enrollment	1,127	1,218	1,189
Degrees awarded	291	331	342
Research expenditures (in millions)	\$ 9.7	\$ 9.9	\$ 11.7

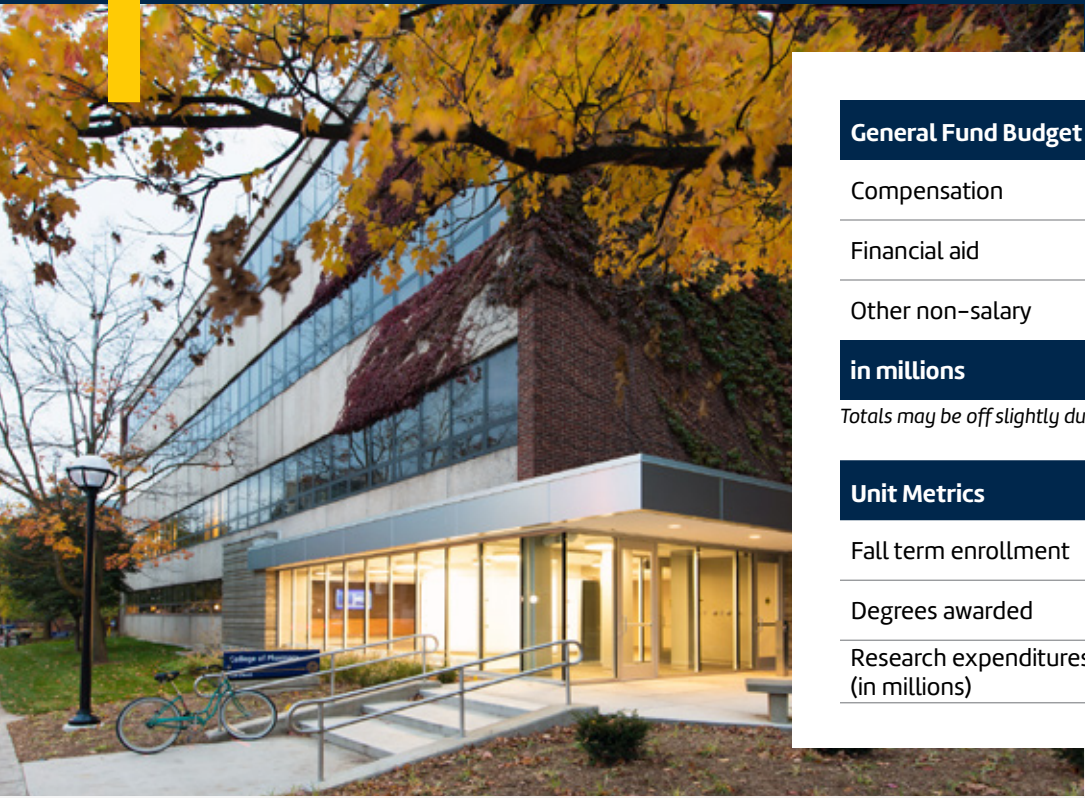
### General Fund Budget History



#### Notable budgetary actions over the last five years:

FY 2020 – FY 2025: Significant changes to an academic unit’s general fund budget are typically driven by variations in its instructional or research activity, which are directly allocated

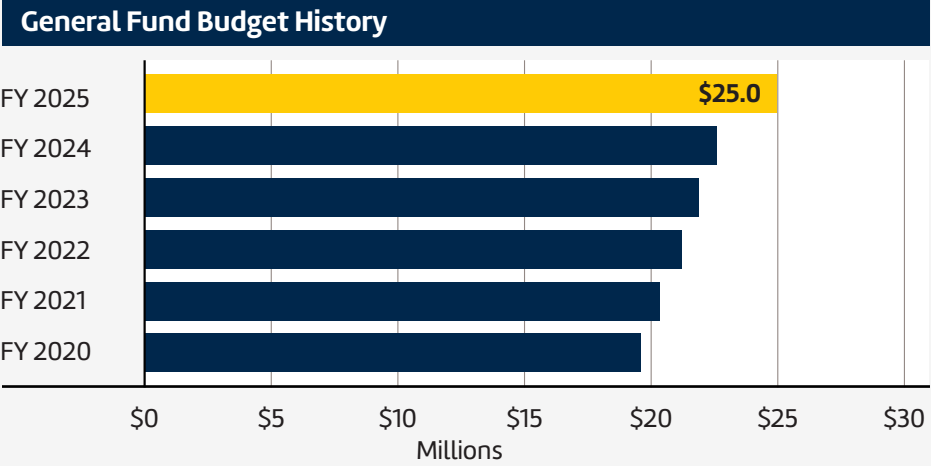
as part of the university’s budget model. Schools, colleges, and major research institute general fund budgets are shown net of facilities costs and other assessments.



General Fund Budget	FY 2024	FY 2025	Change
Compensation	16.5	16.1	(0.4)
Financial aid	1.7	2.6	0.9
Other non-salary	4.6	6.4	1.8
<b>in millions</b>	<b>\$ 22.8</b>	<b>\$ 25.0</b>	<b>\$ 2.3</b>

Totals may be off slightly due to rounding.

Unit Metrics	FY 2021	FY 2022	FY 2023
Fall term enrollment	516	546	548
Degrees awarded	129	135	158
Research expenditures (in millions)	\$ 19.5	\$ 18.8	\$ 22.5



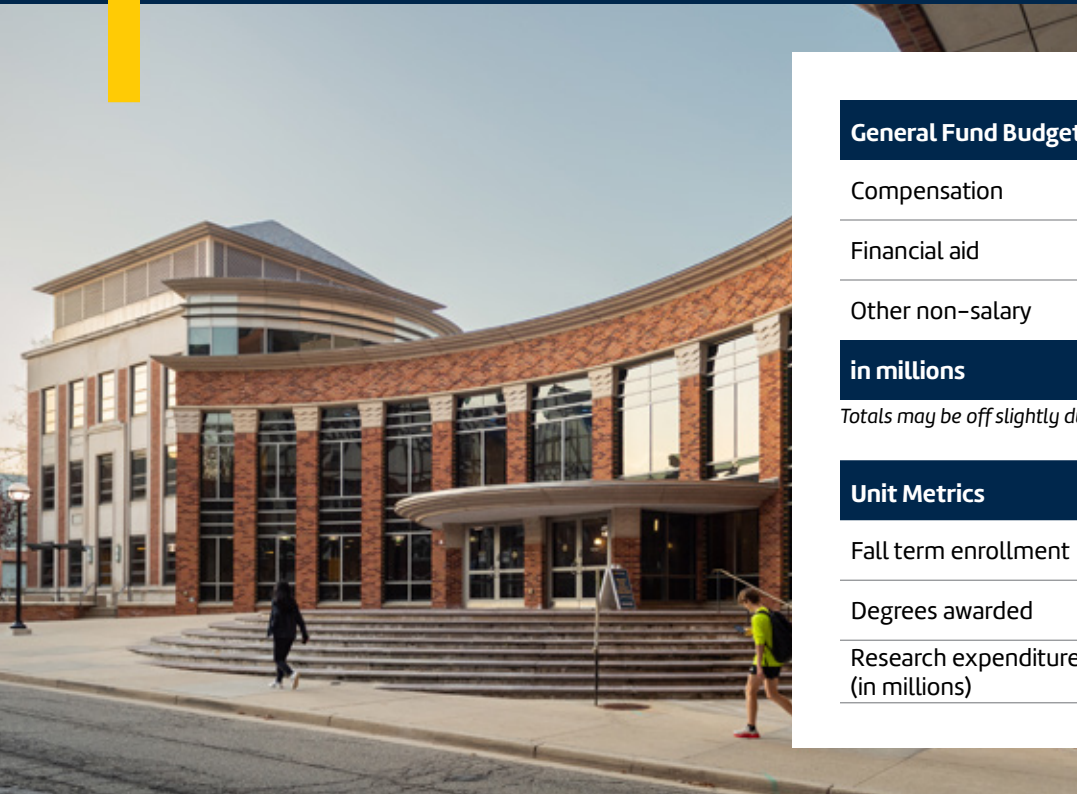
**Notable budgetary actions over the last five years:**

FY 2020 – FY 2025: Significant changes to an academic unit’s general fund budget are typically driven by variations in its instructional or research activity, which are directly allocated

as part of the university’s budget model. Schools, colleges, and major research institute general fund budgets are shown net of facilities costs and other assessments.

# School of Public Health

sph.umich.edu

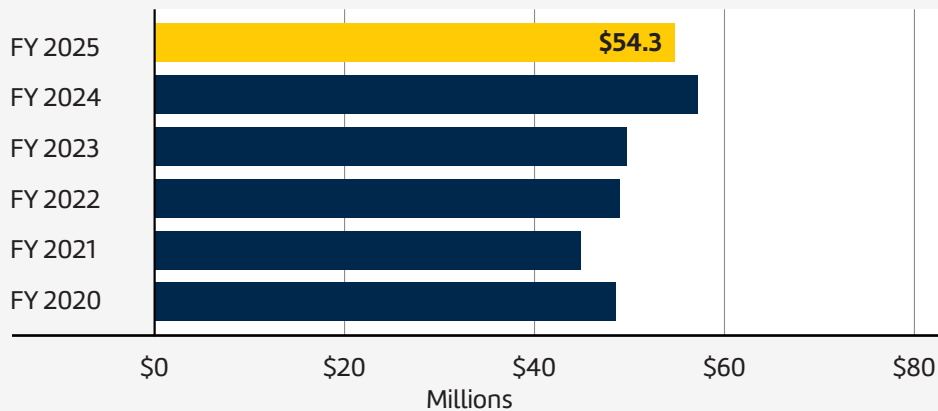


General Fund Budget	FY 2024	FY 2025	Change
Compensation	37.4	39.3	1.9
Financial aid	8.5	6.2	(2.2)
Other non-salary	11.8	8.8	(3.0)
<b>in millions</b>	<b>\$ 57.7</b>	<b>\$ 54.3</b>	<b>\$ (3.4)</b>

Totals may be off slightly due to rounding.

Unit Metrics	FY 2021	FY 2022	FY 2023
Fall term enrollment	1,181	1,354	1,356
Degrees awarded	522	526	634
Research expenditures (in millions)	\$ 88.1	\$ 92.2	\$ 98.3

## General Fund Budget History



### Notable budgetary actions over the last five years:

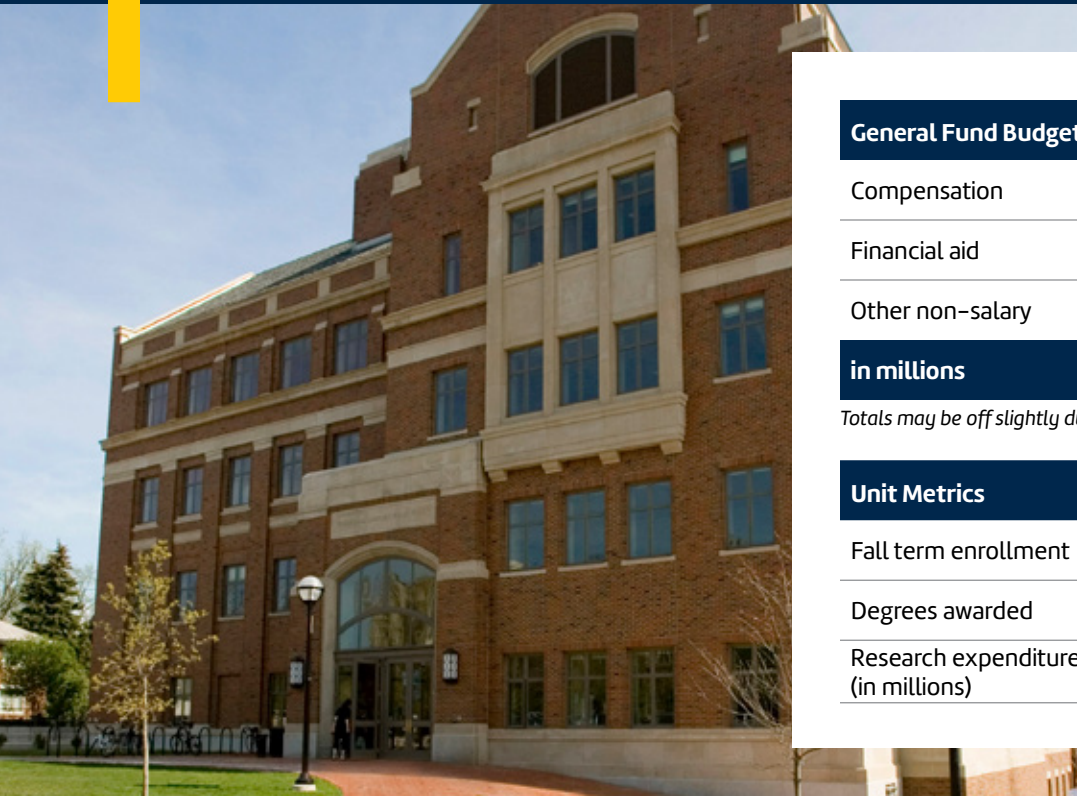
FY 2020 – FY 2025: Significant changes to an academic unit’s general fund budget are typically driven by variations in its instructional or research activity, which are directly allocated

as part of the university’s budget model. Schools, colleges, and major research institute general fund budgets are shown net of facilities costs and other assessments.



# Gerald R. Ford School of Public Policy

fordschool.umich.edu

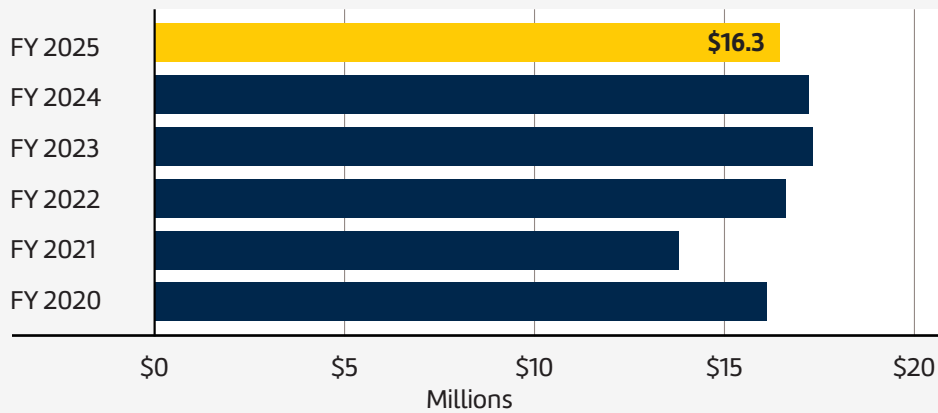


General Fund Budget	FY 2024	FY 2025	Change
Compensation	13.8	13.0	(0.8)
Financial aid	1.8	1.9	0.1
Other non-salary	1.5	1.4	(0.0)
<b>in millions</b>	<b>\$ 17.1</b>	<b>\$ 16.3</b>	<b>\$ (0.8)</b>

Totals may be off slightly due to rounding.

Unit Metrics	FY 2021	FY 2022	FY 2023
Fall term enrollment	369	383	392
Degrees awarded	205	183	194
Research expenditures (in millions)	\$ 3.8	\$ 4.3	\$ 4.6

## General Fund Budget History



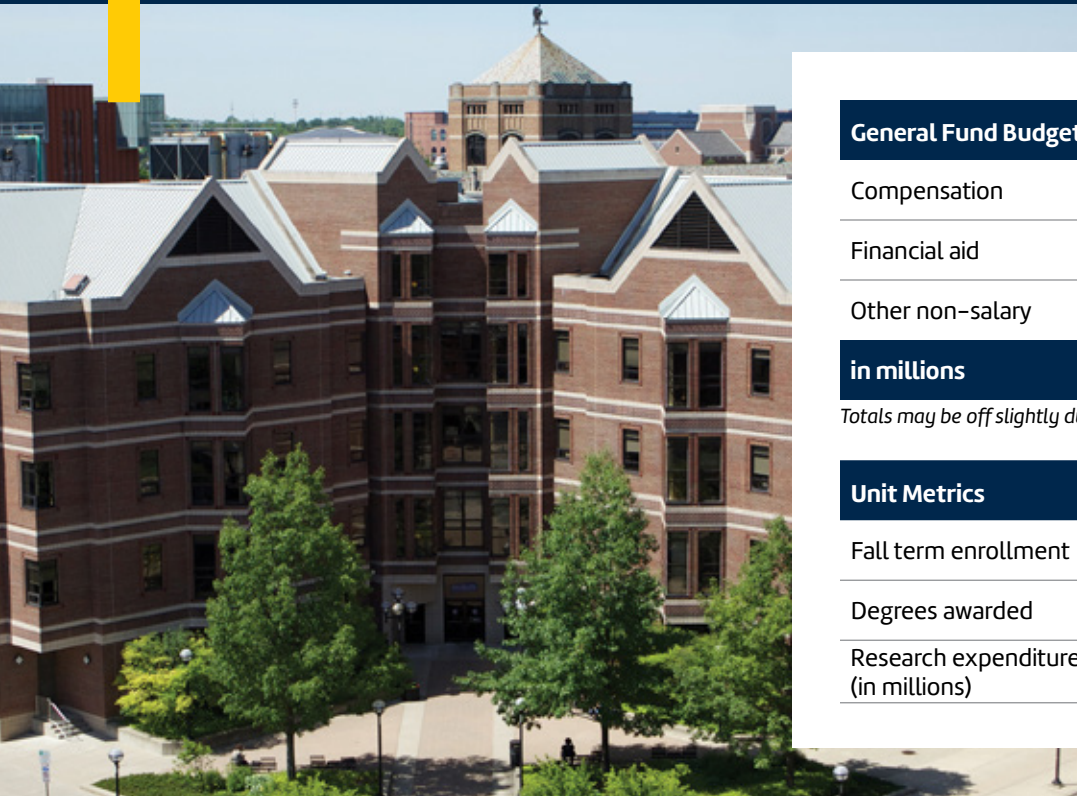
### Notable budgetary actions over the last five years include:

FY 2020 – FY 2025: Significant changes to an academic unit’s general fund budget are typically driven by variations in its instructional or research activity, which are directly allocated

as part of the university’s budget model. Schools, colleges, and major research institute general fund budgets are shown net of facilities costs and other assessments.

# School of Social Work

ssw.umich.edu

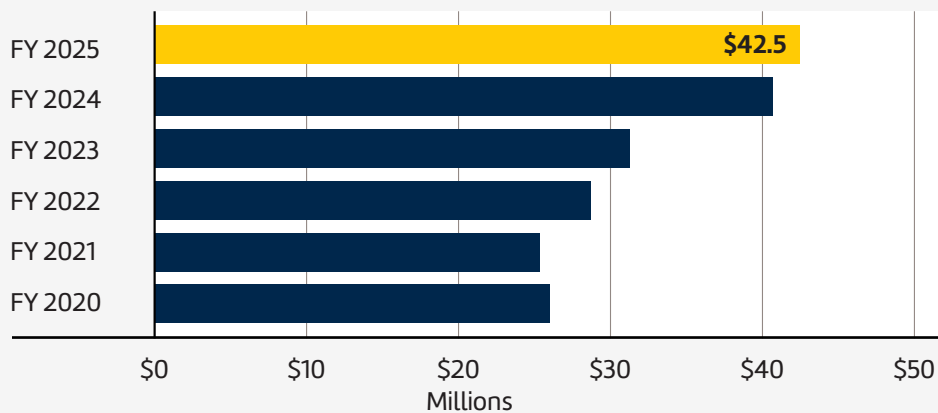


General Fund Budget	FY 2024	FY 2025	Change
Compensation	21.4	24.1	2.7
Financial aid	14.7	16.0	1.3
Other non-salary	4.5	2.3	(2.2)
<b>in millions</b>	<b>\$ 40.7</b>	<b>\$ 42.5</b>	<b>\$ 1.8</b>

Totals may be off slightly due to rounding.

Unit Metrics	FY 2021	FY 2022	FY 2023
Fall term enrollment	751	783	892
Degrees awarded	429	411	415
Research expenditures (in millions)	\$ 6.8	\$ 7.0	\$ 8.9

## General Fund Budget History



### Notable budgetary actions over the last five years include:

FY 2020 – FY 2025: Significant changes to an academic unit’s general fund budget are typically driven by variations in its instructional or research activity, which are directly allocated as part of the university’s budget model. Schools, colleges,

and major research institute general fund budgets are shown net of facilities costs and other assessments.

FY 2022 – FY 2024: Enrollment growth primarily due to the online Master of Social Work program.

# Horace H. Rackham School of Graduate Studies

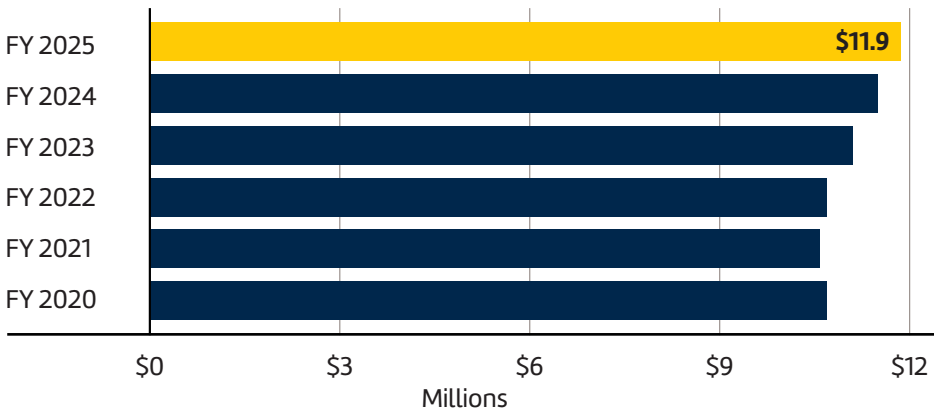
[rackham.umich.edu](http://rackham.umich.edu)

General Fund Budget	FY 2024	FY 2025	Change
Compensation	10.6	11.0	0.4
Other non-salary	0.7	0.9	0.2
<b>in millions</b>	<b>\$ 11.3</b>	<b>\$ 11.9</b>	<b>\$ 0.7</b>

Totals may be off slightly due to rounding.


The Horace H. Rackham School of Graduate Studies works together with faculty in the schools and colleges of the university to administer a multitude of graduate degree programs. Rackham Financial Aid is shown on page 48.

## General Fund Budget History



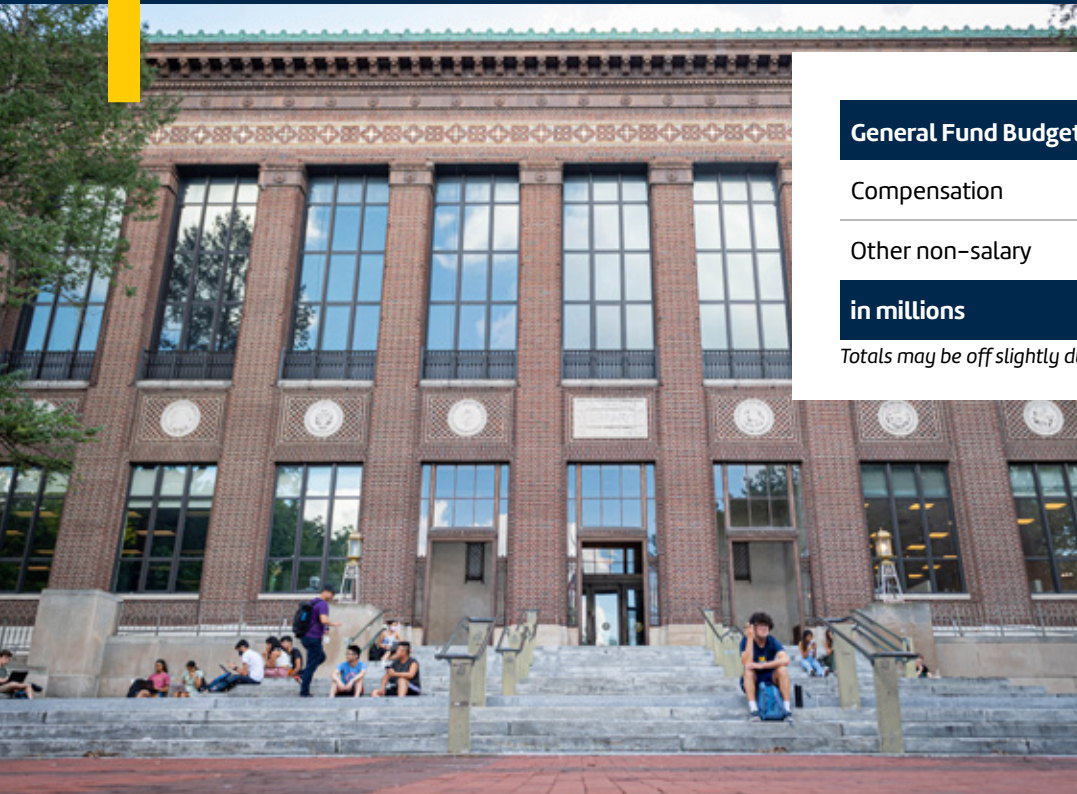
### Notable budgetary actions over the last five years include:

No significant items.



# University Library

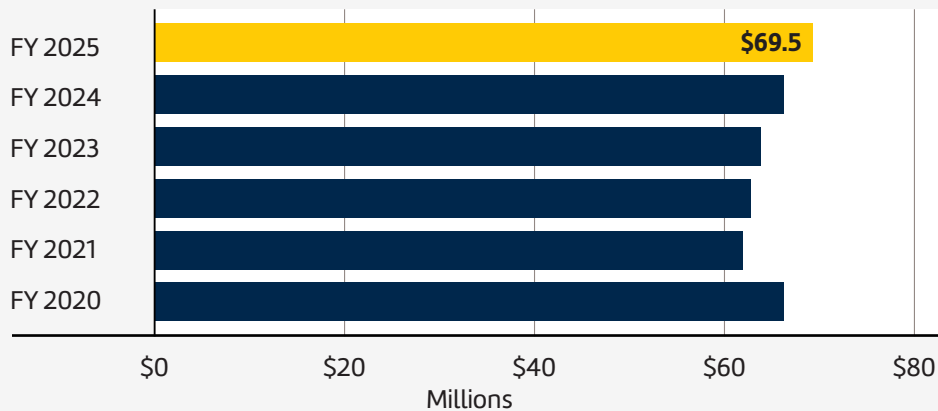
lib.umich.edu



General Fund Budget	FY 2024	FY 2025	Change
Compensation	36.9	39.1	2.2
Other non-salary	29.5	30.3	0.8
<b>in millions</b>	<b>\$ 66.4</b>	<b>\$ 69.5</b>	<b>\$ 3.0</b>

Totals may be off slightly due to rounding.

## General Fund Budget History

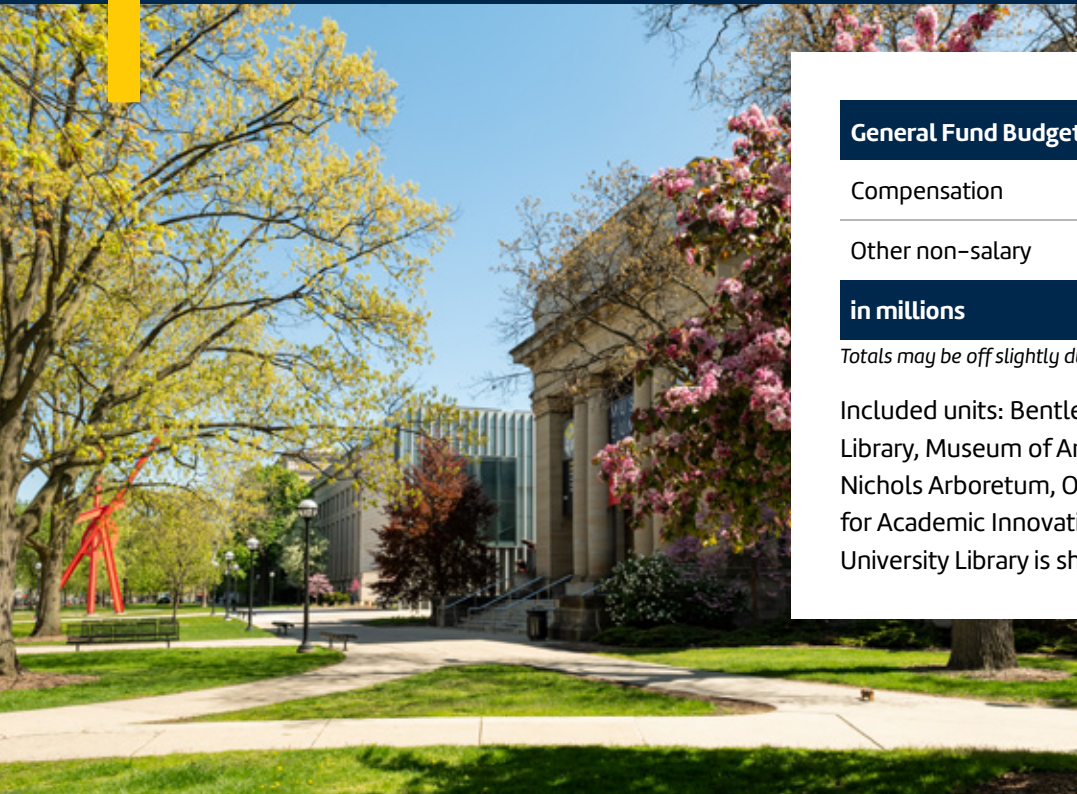


### Notable budgetary actions over the last five years include:

FY 2020 – FY 2025: The University Library’s acquisitions budget has been increased annually with an allotment intended to cover the inflationary costs associated with scholarly books, journals and other electronic media in order to maintain the Library’s purchasing power.

FY 2021: Funding was transferred to University Academic Units to establish the Duderstadt Center as a standalone unit.

# University Academic Units

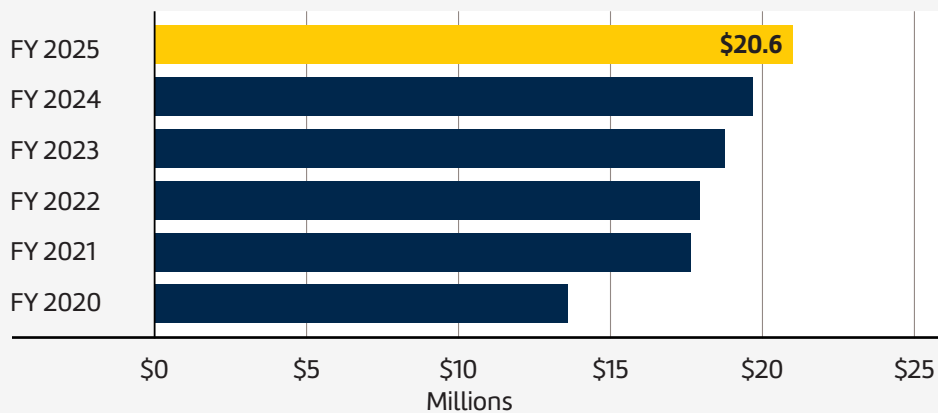


General Fund Budget	FY 2024	FY 2025	Change
Compensation	18.1	19.1	0.9
Other non-salary	1.3	1.5	0.2
<b>in millions</b>	<b>\$ 19.4</b>	<b>\$ 20.6</b>	<b>\$ 1.1</b>

Totals may be off slightly due to rounding.

Included units: Bentley Historical Library, William L. Clements Library, Museum of Art, Matthaei Botanical Gardens and Nichols Arboretum, Officer Education Programs, Center for Academic Innovation, and the Duderstadt Center. The University Library is shown on page 33.

## General Fund Budget History



### Notable budgetary actions over the last five years include:

FY 2021: Funding was transferred to University Academic Units to establish the Duderstadt Center as a standalone unit.

FY 2020: The Center for Academic Innovation was established as a standalone unit reporting to the Vice Provost for Academic Innovation.

# Research Units

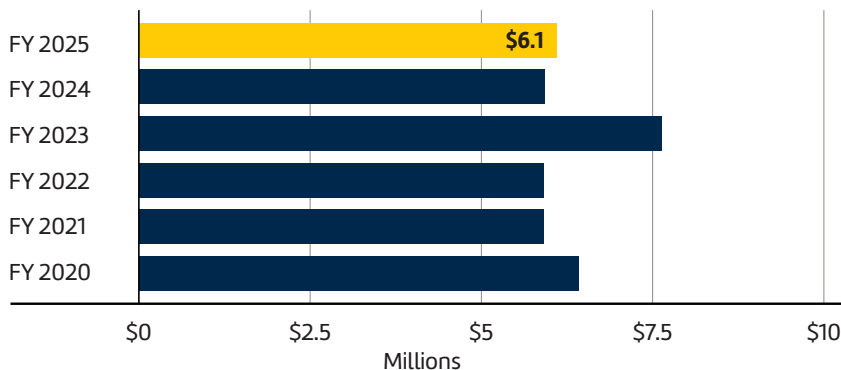
General Fund Budget	FY 2024	FY 2025	Change
Compensation	6.9	7.2	0.2
Other non-salary	(1.0)	(1.1)	(0.1)
<b>in millions</b>	<b>\$ 5.9</b>	<b>\$ 6.1</b>	<b>\$ 0.1</b>

Totals may be off slightly due to rounding.

Unit Metrics	FY 2021	FY 2022	FY 2023
Research expenditures (in millions)	\$ 163.1	\$ 178.0	\$ 202.9

Included units: Institute for Social Research, Life Sciences Institute, and Institute for Research on Women and Gender.

## General Fund Budget History



## Notable budgetary actions over the last five years:

FY 2020 – 2025: Significant changes to a research unit’s general fund budget are typically driven by variations in its recovered indirect costs, which are directly allocated as part of the university’s budget model. Schools, colleges, and major research institute general fund budgets are shown net of facilities costs and other assessments.

FY 2024: The Functional MRI Laboratory transferred to the Medical School from the Research Units.

FY 2023: Institute for Social Research experienced an increase in enrollment.

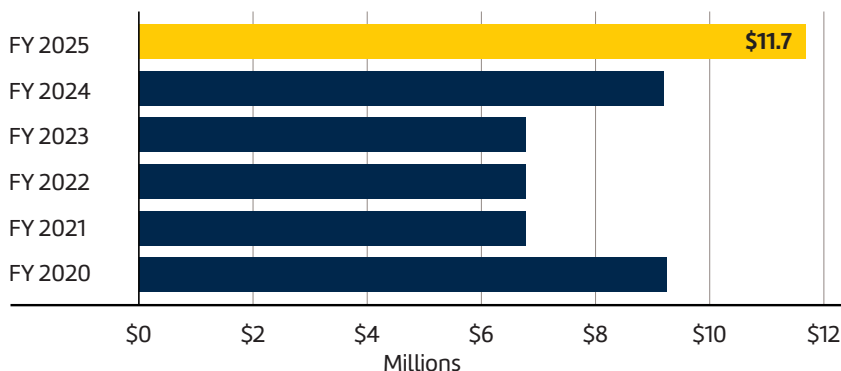
FY 2020: The University of Michigan Transportation Research Institute (UMTRI) transferred to the College of Engineering.

# Departmental Activities

General Fund Budget	FY 2024	FY 2025	Change
Other non-salary	9.2	11.7	2.5
<b>in millions</b>	<b>\$ 9.2</b>	<b>\$ 11.7</b>	<b>\$ 2.5</b>

Totals may be off slightly due to rounding.

## General Fund Budget History



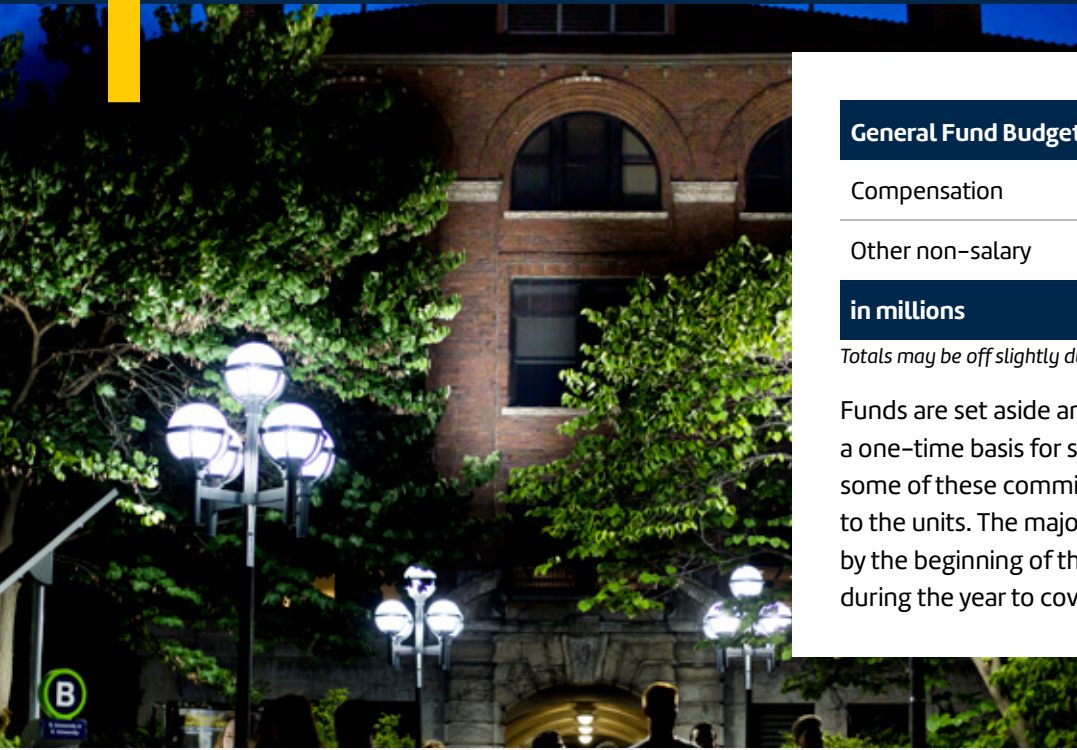
Departmental Activities represent the total revenue expected to be earned from course fees, study abroad fees, and other miscellaneous activities within the general fund. These revenues, when realized, flow directly to the unit where the activity occurred.

## Notable budgetary actions over the last five years:

FY 2024 – FY 2025: Budget was increased to reflect study abroad and course fee revenues returning to pre-pandemic levels.

FY 2021: Budget was lowered due to the effects of the COVID-19 pandemic on course and study abroad fees.

# Academic Program Support

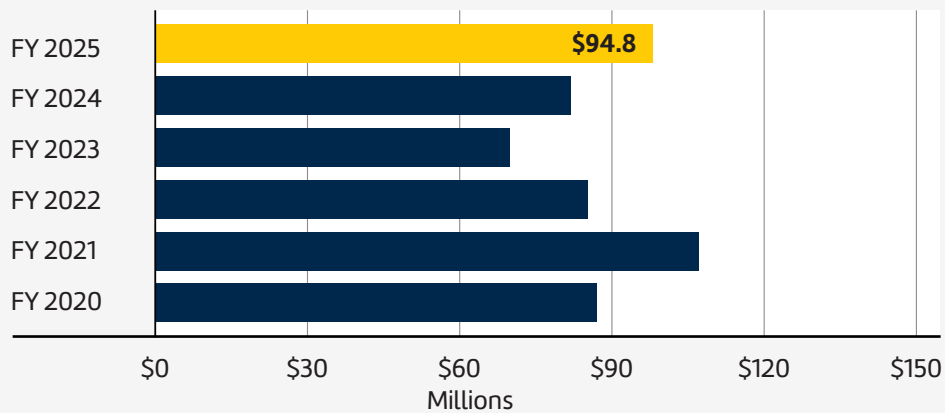


General Fund Budget	FY 2024	FY 2025	Change
Compensation	47.5	50.4	3.0
Other non-salary	36.0	44.4	8.4
<b>in millions</b>	<b>\$ 83.5</b>	<b>\$ 94.8</b>	<b>\$ 11.3</b>

Totals may be off slightly due to rounding.

Funds are set aside annually to provide support for units on a one-time basis for specific programs. In subsequent years, some of these commitments are permanently transferred to the units. The majority of commitments have been made by the beginning of the fiscal year and funds are transferred during the year to cover expenditures made in the units.

## General Fund Budget History



### Notable budgetary actions over the last five years:

FY 2024 – FY 2025: Increase reflects a phased return to pre-pandemic levels of support for unit needs and campus initiatives.

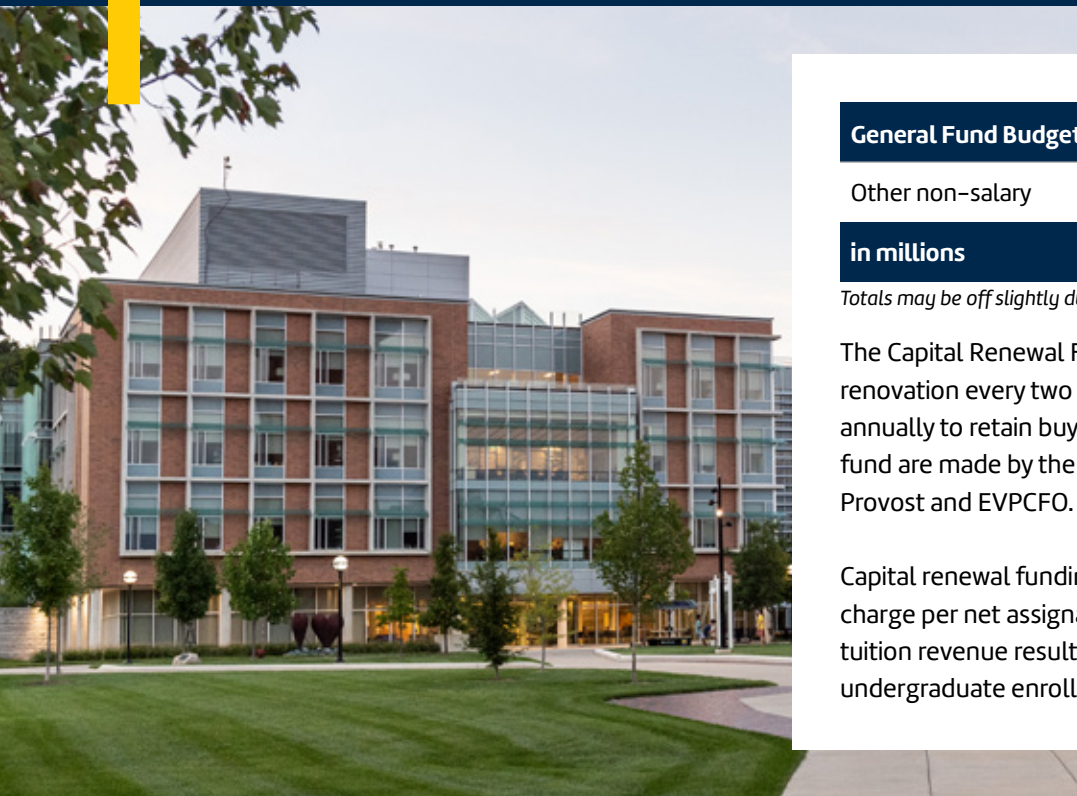
FY 2020 – FY 2025: Academic Program Support currently holds \$21.0M for faculty initiatives, expansion, recruitment, and retention.

FY 2020 – FY 2025: A previously established contingency reserve resides in Academic Program Support and currently holds \$18.3M.

FY 2023: Increased use of Academic Program Support monies to fund major initiatives and campus budget requests in lieu of other available resources.

FY 2021: Funds were held in reserve given the uncertainty in state funding and unit-level needs caused by the COVID-19 pandemic.

# Capital Renewal Fund



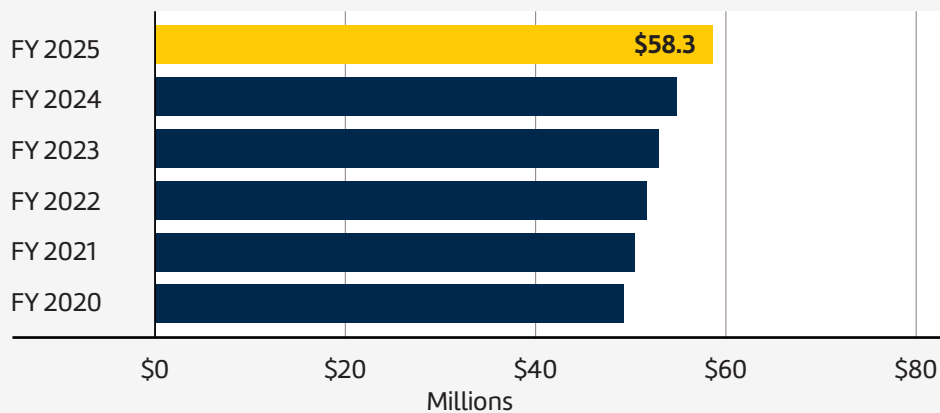
General Fund Budget	FY 2024	FY 2025	Change
Other non-salary	55.5	58.3	2.8
<b>in millions</b>	<b>\$ 55.5</b>	<b>\$ 58.3</b>	<b>\$ 2.8</b>

Totals may be off slightly due to rounding.

The Capital Renewal Fund is expected to fund one major renovation every two to three years and is incremented annually to retain buying power. Decisions to spend from the fund are made by the President upon recommendation by the Provost and EVPCFO.

Capital renewal funding comes from an additional facilities charge per net assignable square foot, and incremental tuition revenue resulting from a shift in the residency ratio for undergraduate enrollment.

## General Fund Budget History



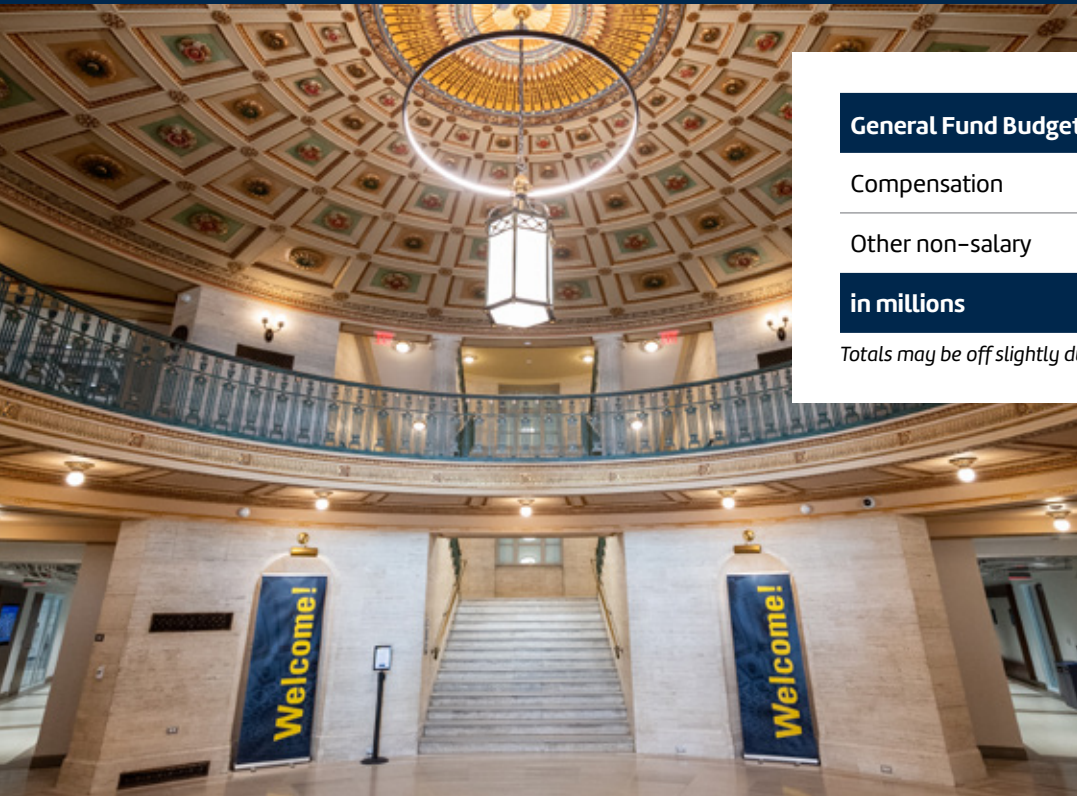
### Notable budgetary actions over the last five years:

FY 2020 - FY 2025: Major projects supported by the Capital Renewal Fund include the Bob and Betty Beyster Building and the new College of Pharmacy Building.



# Office of the President

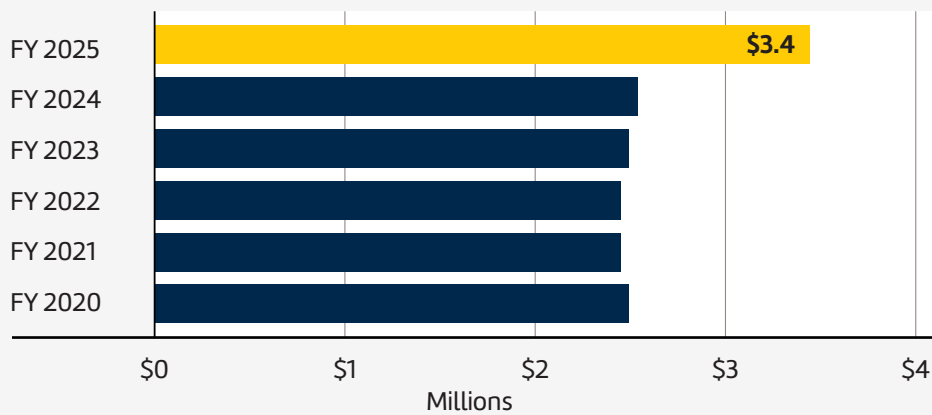
president.umich.edu



General Fund Budget	FY 2024	FY 2025	Change
Compensation	2.5	3.2	0.8
Other non-salary	0.1	0.2	0.1
<b>in millions</b>	<b>\$ 2.6</b>	<b>\$ 3.4</b>	<b>\$ 0.8</b>

Totals may be off slightly due to rounding.

## General Fund Budget History



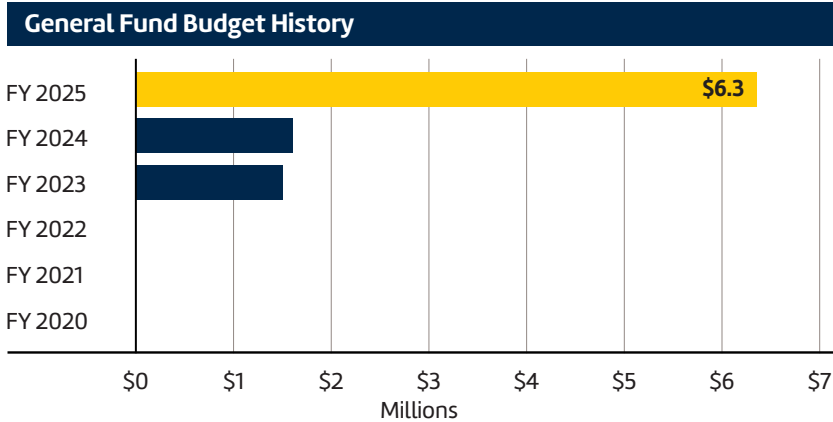
### Notable budgetary actions over the last five years:

FY 2025: Increased operational costs to implement Vision 2034 and Campus Plan 2050 initiatives.

# Equity, Civil Rights & Title IX Office [ecrt.umich.edu](http://ecrt.umich.edu)

General Fund Budget	FY 2024	FY 2025	Change
Compensation	1.4	6.3	4.9
Other non-salary	0.2	0.0	(0.2)
<b>in millions</b>	<b>\$ 1.6</b>	<b>\$ 6.3</b>	<b>\$ 4.7</b>

Totals may be off slightly due to rounding.



### Notable budgetary actions over the last five years:

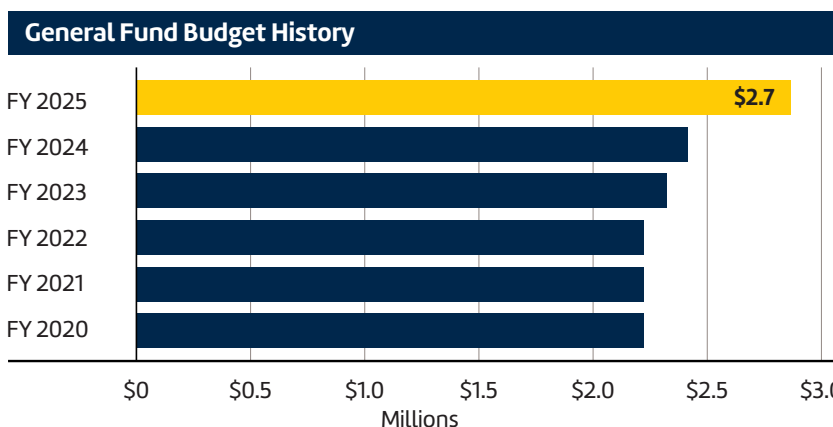
FY 2023 – FY 2025: Significant increase in funding since 2023 to expand support, resources, and education to promote a safe and non-discriminatory learning, living, and working environment for all members of the university community.

FY 2023: The Office of Institutional Equity was renamed the Equity, Civil Rights & Title IX Office was made a stand-alone unit.

# Audit Services [audits.umich.edu](http://audits.umich.edu)

General Fund Budget	FY 2024	FY 2025	Change
Compensation	2.3	2.6	0.3
Other non-salary	0.1	0.1	0.0
<b>in millions</b>	<b>\$ 2.4</b>	<b>\$ 2.7</b>	<b>\$ 0.4</b>

Totals may be off slightly due to rounding.



### Notable budgetary actions over the last five years:

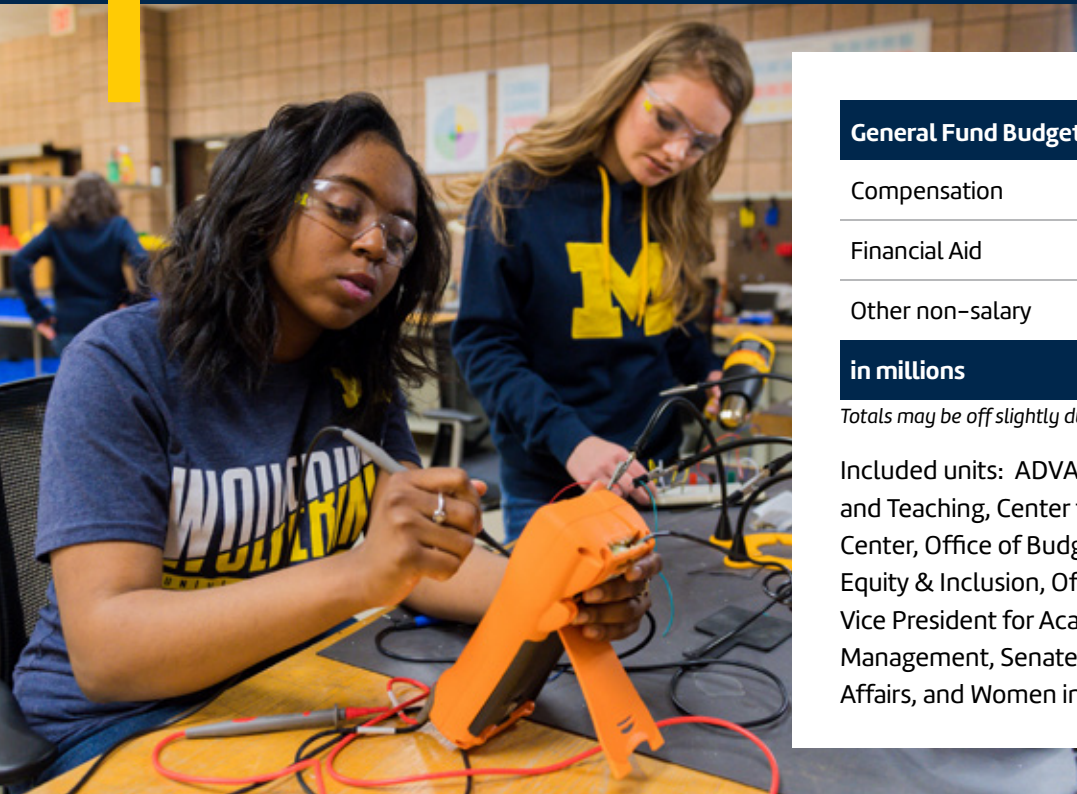
No significant items.

Audit Services provides assurance and consulting that helps advance the reputation, growth, impact, and success of all three University of Michigan campuses and Michigan Medicine.

The executive director of Audit Services reports directly to the president of the university and the Finance, Audit, and Investment Committee of the Board of Regents.

# Provost & Executive Vice President for Academic Affairs

[provost.umich.edu](http://provost.umich.edu)

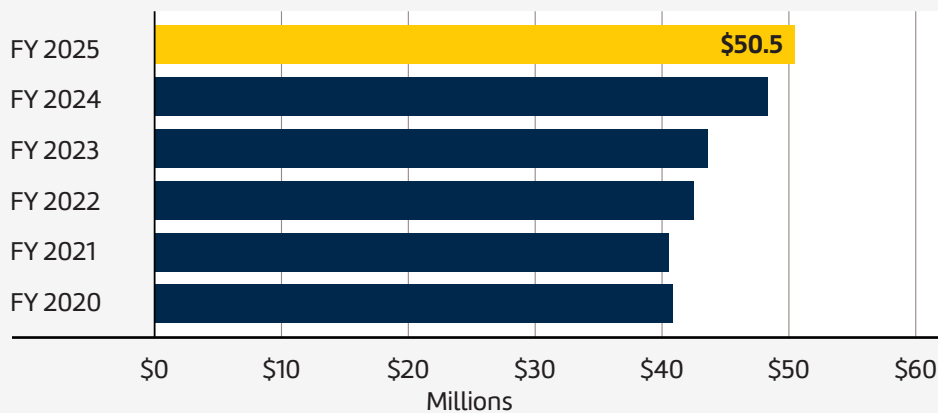


General Fund Budget	FY 2024	FY 2025	Change
Compensation	40.5	43.9	3.4
Financial Aid	0.3	0.3	0.0
Other non-salary	6.2	6.3	0.1
<b>in millions</b>	<b>\$ 47.0</b>	<b>\$ 50.5</b>	<b>\$ 3.5</b>

Totals may be off slightly due to rounding.

Included units: ADVANCE, Center for Research on Learning and Teaching, Center for the Education of Women, Detroit Center, Office of Budget and Planning, Office of Diversity, Equity & Inclusion, Office of the Provost and Executive Vice President for Academic Affairs, Office of Enrollment Management, Senate Advisory Committee on University Affairs, and Women in Science and Engineering.

## General Fund Budget History



### Notable budgetary actions over the last five years:

FY 2020 – FY 2025: Provost funding initiatives include support for global engagement and international safety.

FY 2024: National Center for Institutional Diversity transferred to the Provost from College of Literature, Science, and the Arts.

FY 2023: The Office of Institutional Equity was renamed the Equity, Civil Rights and Title IX Office was made a standalone unit reporting to the President.

FY 2021: The Center for Educational Outreach, Office of Academic Multicultural Initiatives, and Vice Provost for Equity & Inclusion were combined to form the Office of Diversity, Equity & Inclusion.

FY 2020: The Office of Institutional Equity was transferred to the Provost’s Office from the EVPCFO.

# Executive Vice President & Chief Financial Officer

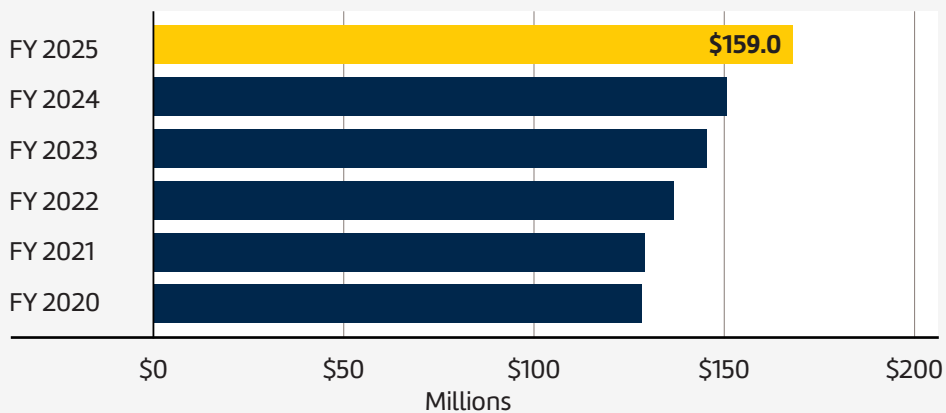
bf.umich.edu



General Fund Budget	FY 2024	FY 2025	Change
Compensation	114.0	120.3	6.3
Other non-salary	36.1	38.7	2.6
<b>in millions</b>	<b>\$ 150.1</b>	<b>\$ 159.0</b>	<b>\$ 8.9</b>

Totals may be off slightly due to rounding.

## General Fund Budget History



### Notable budgetary actions over the last five years:

FY 2020 – FY 2025: EVPCFO funding initiatives include expanded capacity for sustainability, Enterprise Financial Planning and Analysis, research administration, student safety and disability transport, and increased support for the U-M Children’s Centers.

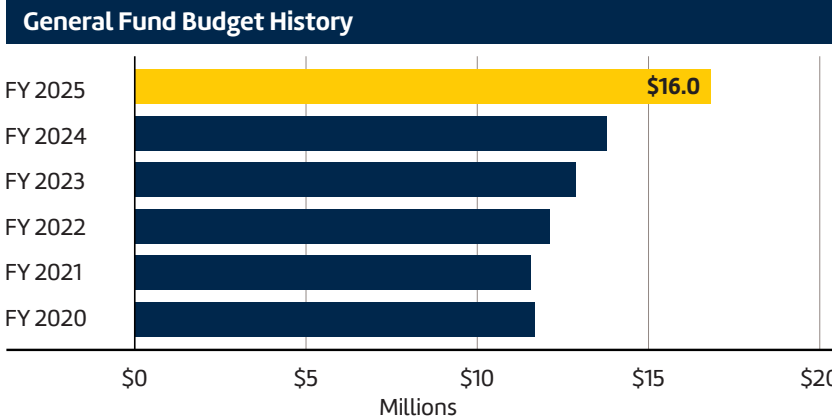
FY 2020: The Office of Institutional Equity was transferred to the Provost’s Office from EVPCFO.

# Division of Public Safety & Security [dpss.umich.edu](https://dpss.umich.edu)

General Fund Budget	FY 2024	FY 2025	Change
Compensation	13.8	15.5	1.8
Other non-salary	0.4	0.5	0.0
<b>in millions</b>	<b>\$ 14.2</b>	<b>\$ 16.0</b>	<b>\$ 1.8</b>

Totals may be off slightly due to rounding.

The Division of Public Safety & Security was created by order of the Regents of the University of Michigan and encompasses all security functions across the university including University Housing and Michigan Medicine. The general fund supplies a portion of its total budget.



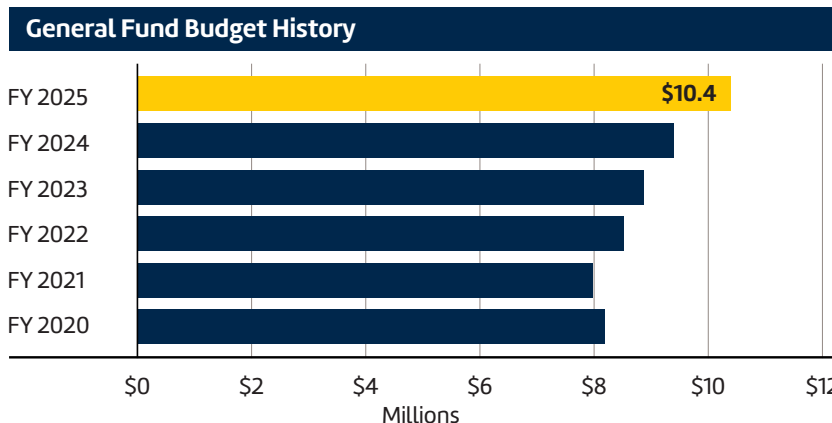
### Notable budgetary actions over the last five years:

FY 2025: Increased support for campus safety and security.

# Vice President for Communications [vpcomm.umich.edu](https://vpcomm.umich.edu)

General Fund Budget	FY 2024	FY 2025	Change
Compensation	7.7	7.8	0.1
Other non-salary	1.7	2.5	0.8
<b>in millions</b>	<b>\$ 9.4</b>	<b>\$ 10.4</b>	<b>\$ 1.0</b>

Totals may be off slightly due to rounding.



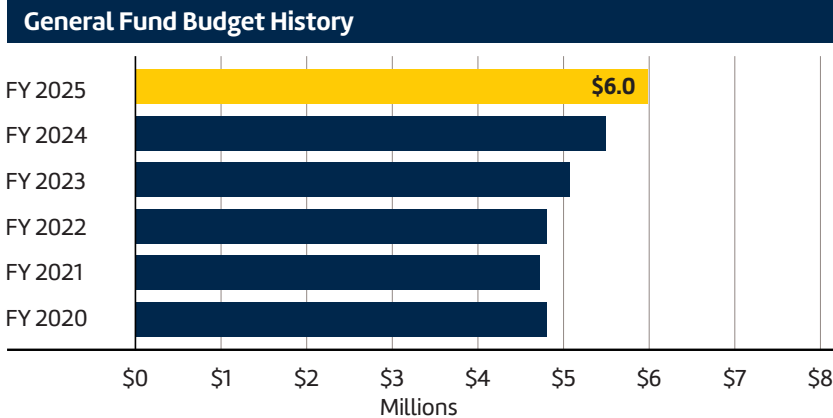
### Notable budgetary actions over the last five years:

No significant items.

# Vice President & General Counsel [ogc.umich.edu](http://ogc.umich.edu)

General Fund Budget	FY 2024	FY 2025	Change
Compensation	5.0	5.5	0.5
Other non-salary	0.4	0.4	(0.0)
<b>in millions</b>	<b>\$ 5.5</b>	<b>\$ 6.0</b>	<b>\$ 0.5</b>

Totals may be off slightly due to rounding.



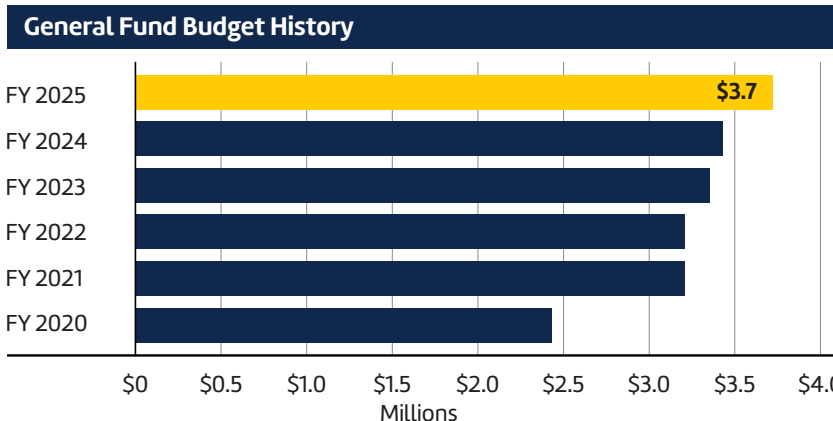
## Notable budgetary actions over the last five years:

No significant items.

# Vice President for Government Relations [govrel.umich.edu](http://govrel.umich.edu)

General Fund Budget	FY 2024	FY 2025	Change
Compensation	3.0	3.3	0.3
Other non-salary	0.4	0.4	0.0
<b>in millions</b>	<b>\$ 3.4</b>	<b>\$ 3.7</b>	<b>\$ 0.3</b>

Totals may be off slightly due to rounding.

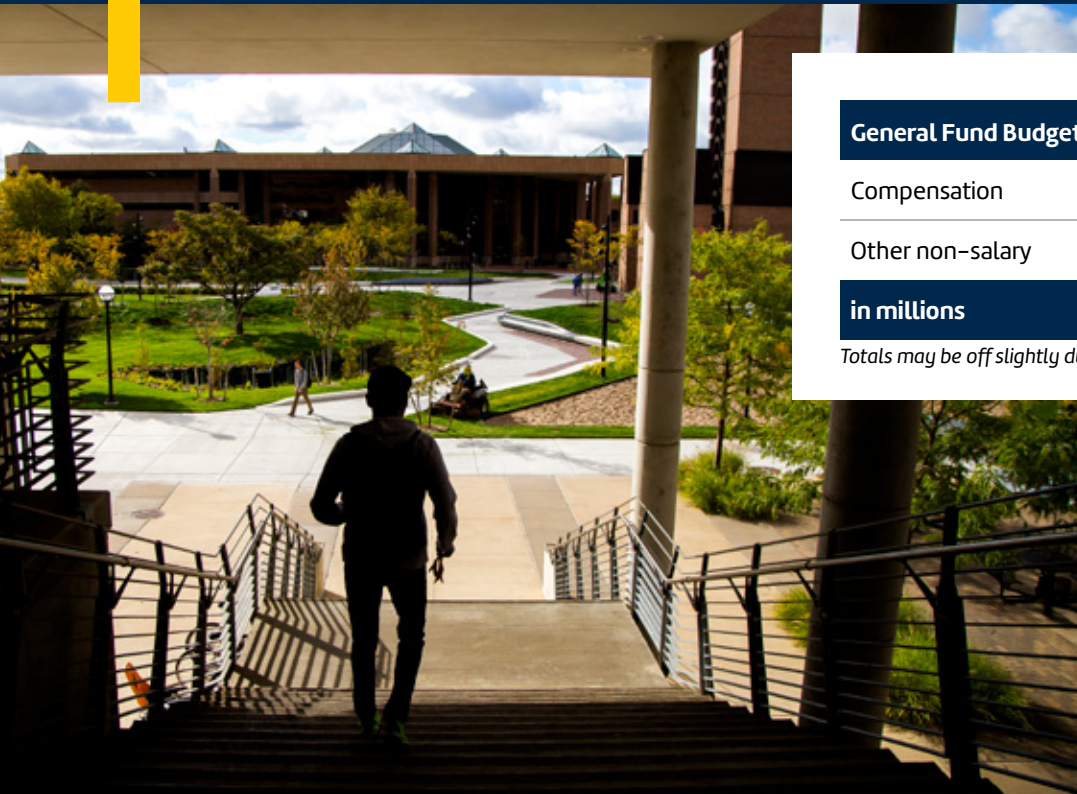


## Notable budgetary actions over the last five years:

FY 2021: The Economic Growth Institute was transferred to the Vice President for Government Relations from the Vice President for Research.

# Vice President for Information Technology & Chief Information Officer

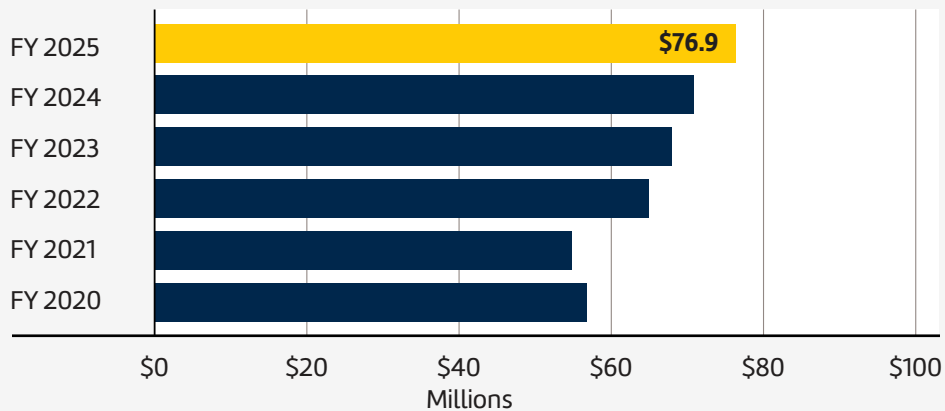
[it.umich.edu](http://it.umich.edu)



General Fund Budget	FY 2024	FY 2025	Change
Compensation	42.0	45.7	3.8
Other non-salary	28.1	31.2	3.1
<b>in millions</b>	<b>\$ 70.1</b>	<b>\$ 76.9</b>	<b>\$ 6.8</b>

Totals may be off slightly due to rounding.

## General Fund Budget History



### Notable budgetary actions over the last five years:

FY 2020 – FY 2025: Chief Information Officer (CIO) funding initiatives include enhanced enterprise IT security, increased support for data visualization software, and stronger IT support for the research enterprise and online learning.

# Vice President for Research – Support Units

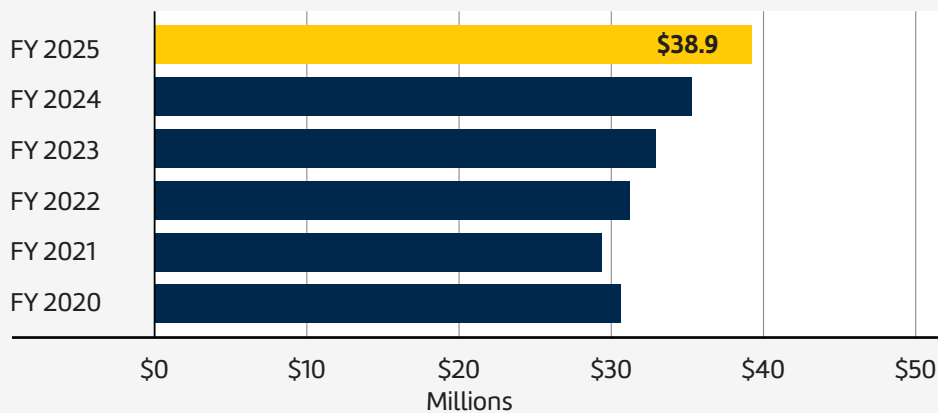


General Fund Budget	FY 2024	FY 2025	Change
Compensation	28.6	31.4	2.8
Other non-salary	7.3	7.4	0.1
<b>in millions</b>	<b>\$ 35.9</b>	<b>\$ 38.9</b>	<b>\$ 2.9</b>

Totals may be off slightly due to rounding.

Included units: Animal Care and Use Office, Biosafety and Controlled Substances, Center for Statistical Consultation and Research, Corporate Research Alliance, Human Subjects, Innovation Partnerships, Integrity and Compliance, Office of Research and Sponsored Projects, and Office of VP for Research.

## General Fund Budget History



### Notable budgetary actions over the last five years:

FY 2023: Mcity was transferred to the College of Engineering and Exercise & Sport Science Initiative (ESSI) was transferred to the School from the Vice President for Research.

FY 2021: The Economic Growth Institute was transferred to the Vice President for Government Relations from Vice President for Research.



# Vice President & Secretary of the University


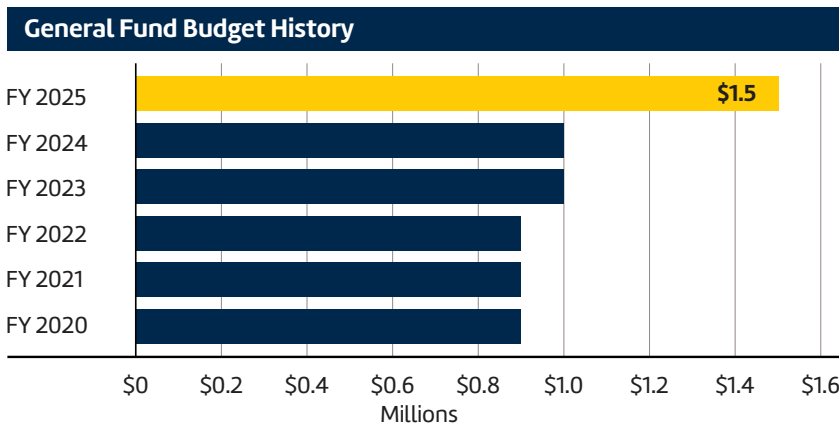
General Fund Budget	FY 2024	FY 2025	Change
Compensation	1.0	1.5	0.4
Other non-salary	0.0	0.0	0.0
<b>in millions</b>	<b>\$ 1.0</b>	<b>\$ 1.5</b>	<b>\$ 0.4</b>

Totals may be off slightly due to rounding.

Under the direction of the President, the Vice President and Secretary of the University coordinates the business affairs of the Board of Regents and facilitates effective communication between the members of the Board and the university's executive officers.

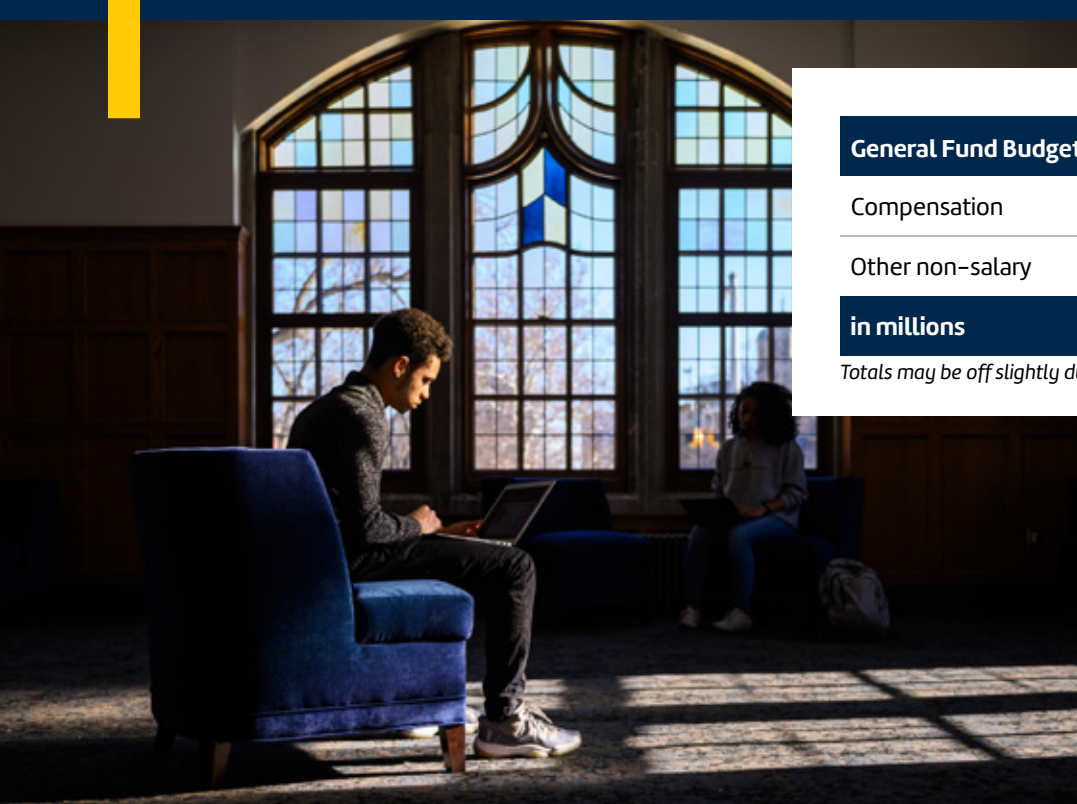
## Notable budgetary actions over the last five years:

No significant items.



# Vice President for Student Life

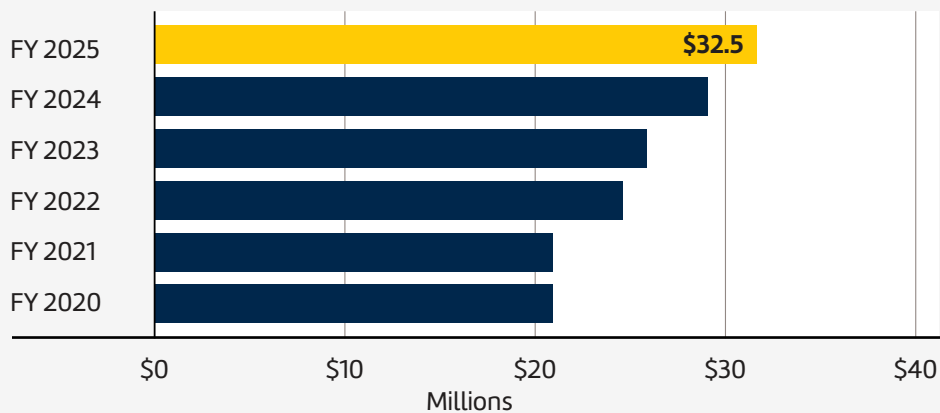
[studentlife.umich.edu](http://studentlife.umich.edu)



General Fund Budget	FY 2024	FY 2025	Change
Compensation	24.2	27.0	2.8
Other non-salary	4.8	5.5	0.7
<b>in millions</b>	<b>\$ 29.0</b>	<b>\$ 32.5</b>	<b>\$ 3.5</b>

Totals may be off slightly due to rounding.

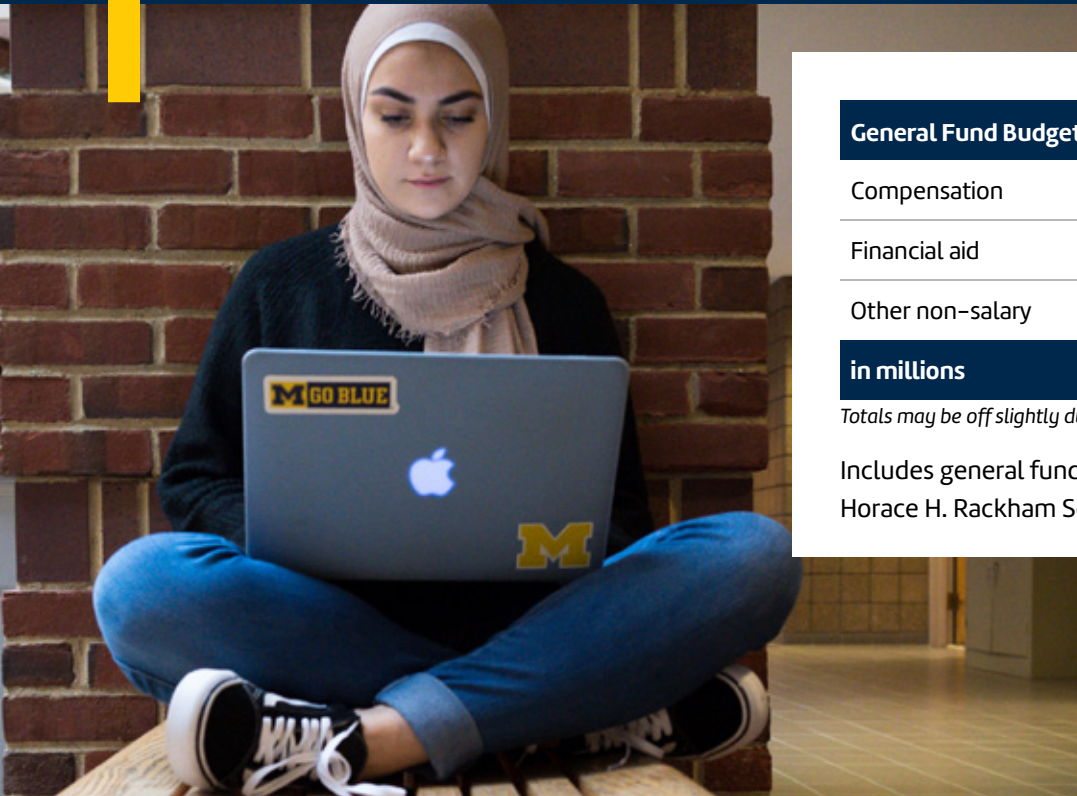
## General Fund Budget History



### Notable budgetary actions over the last five years:

FY 2020 – FY 2025: VP Student Life funding initiatives include expanded resources for student success and wellness.

# Rackham Financial Aid

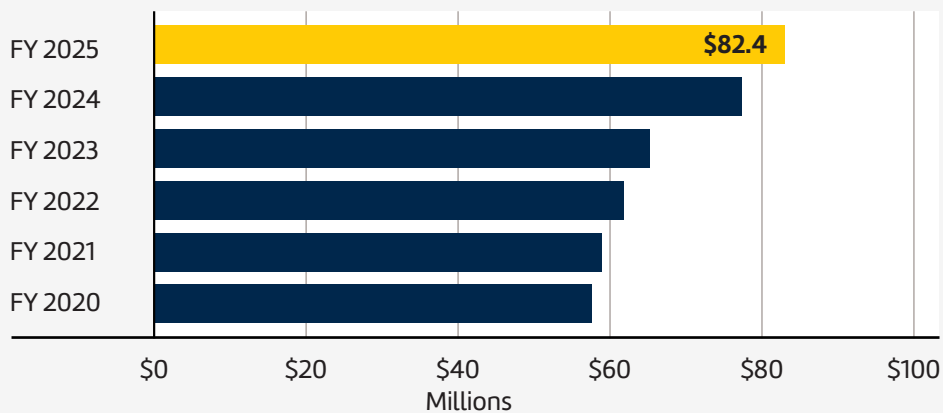


General Fund Budget	FY 2024	FY 2025	Change
Compensation	0.4	0.4	(0.0)
Financial aid	76.1	80.1	4.0
Other non-salary	2.0	1.9	(0.1)
<b>in millions</b>	<b>\$ 78.6</b>	<b>\$ 82.4</b>	<b>\$ 3.9</b>

Totals may be off slightly due to rounding.

Includes general fund financial aid administered by the Horace H. Rackham School of Graduate Studies.

## General Fund Budget History

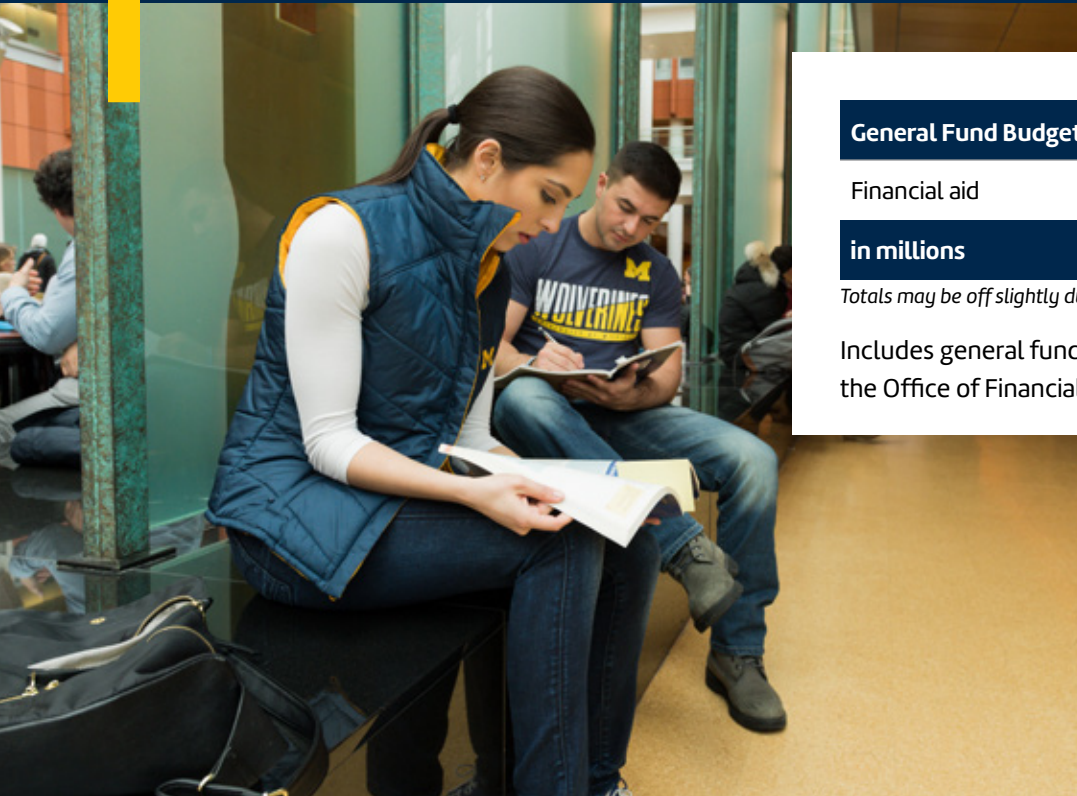


### Notable budgetary actions over the last five years:

FY 2020 – FY 2025: The Rackham Financial Aid budget represents a significant investment in students, sustaining the university’s unwavering commitment to assuring a U–M education is accessible regardless of financial means.

FY 2024: Budget makes a landmark investment in U–M’s doctoral students, providing approximately \$12.5 million to support summer funding.

# Undergraduate Financial Aid

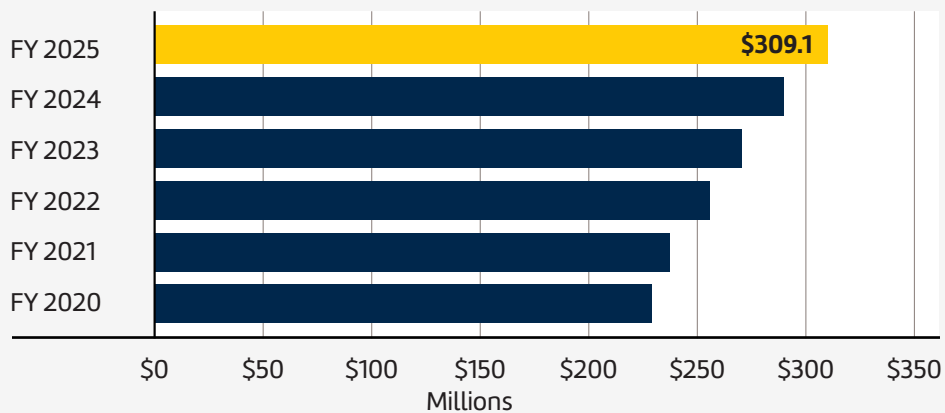


General Fund Budget	FY 2024	FY 2025	Change
Financial aid	290.7	309.1	18.4
<b>in millions</b>	<b>\$ 290.7</b>	<b>\$ 309.1</b>	<b>\$ 18.4</b>

Totals may be off slightly due to rounding.

Includes general fund financial aid administered centrally by the Office of Financial Aid.

## General Fund Budget History



### Notable budgetary actions over the last five years:

FY 2020 – FY 2025: The Undergraduate Financial Aid budget represents a significant investment in students, sustaining the university’s unwavering commitment to assuring a U–M education is accessible regardless of financial means. Included are funds for the Go Blue Guarantee. Originally established in 2018 to cover resident undergraduate students

from families with incomes of less than \$65,000 and family assets of less than \$50,000, the Go Blue Guarantee was expanded in 2024 to cover resident undergraduate students from families with incomes of less than \$75,000 and family assets of less than \$75,000.

# General University Support

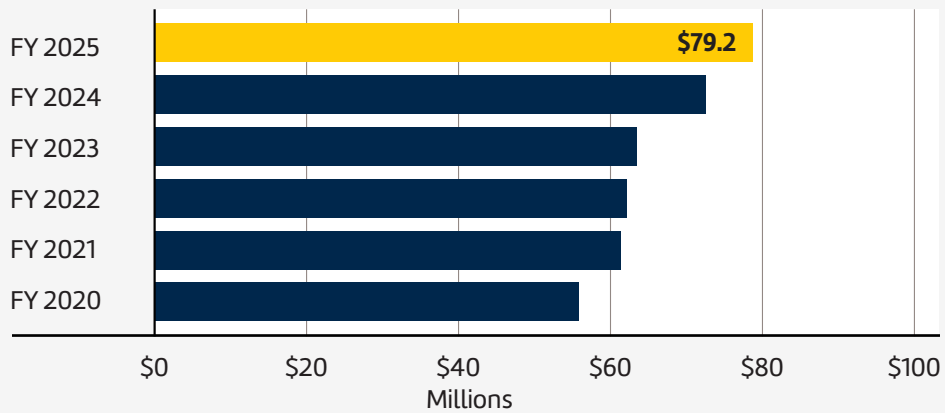


General Fund Budget	FY 2024	FY 2025	Change
Other non-salary	73.6	79.2	5.5
<b>in millions</b>	<b>\$ 73.6</b>	<b>\$ 79.2</b>	<b>\$ 5.5</b>

Totals may be off slightly due to rounding.

General University Support includes items for external audit fees, debt service, space rental, insurance, legal and professional fees, ceremonial and presidential events, and revenues from the Infrastructure Maintenance, Health Service, and University Unions and Recreational Sports Facility Improvement fees.

## General Fund Budget History



### Notable budgetary actions over the last five years:

FY 2025: Budget incorporates increases in insurance premiums.

FY 2024: Budget incorporates increases in insurance premiums and increased space rental costs for the Center for Academic Innovation's new facility.

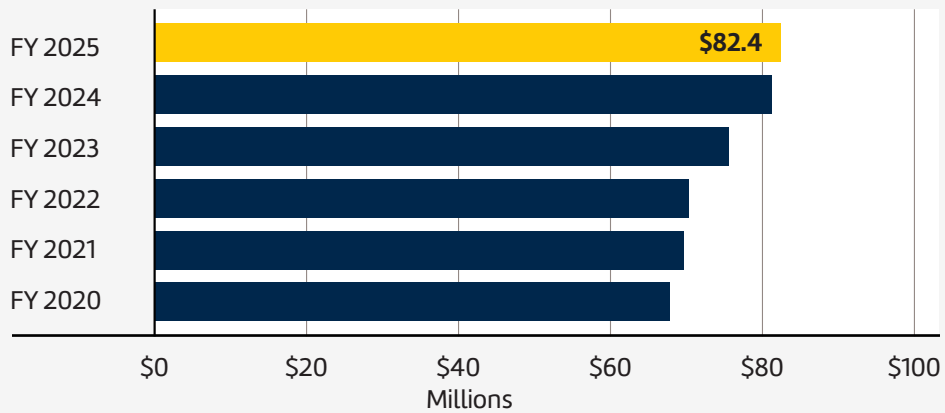


General Fund Budget	FY 2024	FY 2025	Change
Other non-salary	81.9	82.4	0.5
<b>in millions</b>	<b>\$ 81.9</b>	<b>\$ 82.4</b>	<b>\$ 0.5</b>

Totals may be off slightly due to rounding.

Included units: Energy Management Office, Outlying Boilers, Purchased Utilities, and Utility Distribution Systems.

### General Fund Budget History

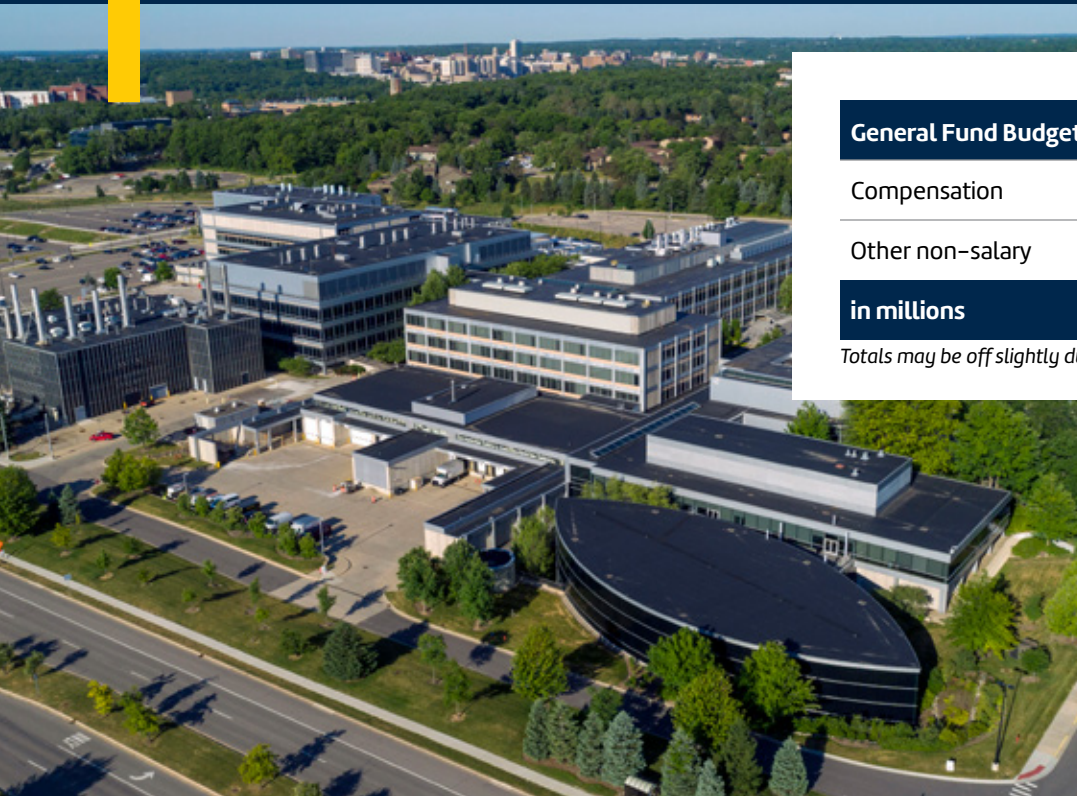


#### Notable budgetary actions over the last five years:

No significant items.

# North Campus Research Complex

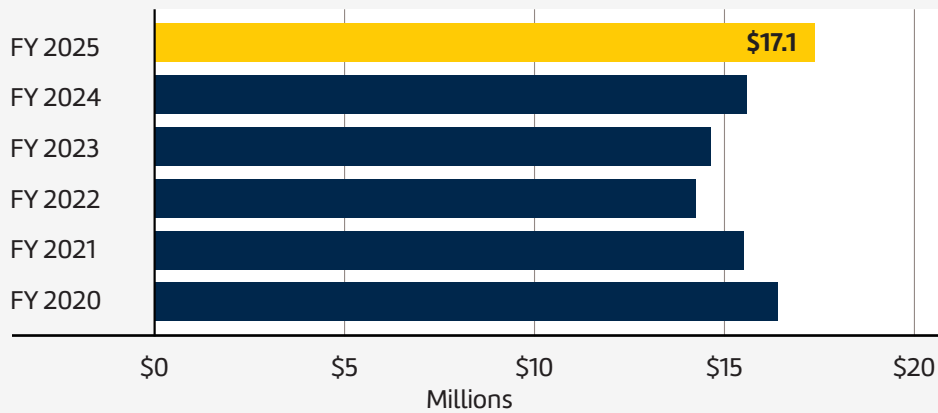
[nrc.umich.edu](http://nrc.umich.edu)



General Fund Budget	FY 2024	FY 2025	Change
Compensation	2.2	2.4	0.2
Other non-salary	13.7	14.6	1.0
<b>in millions</b>	<b>\$ 15.9</b>	<b>\$ 17.1</b>	<b>\$ 1.2</b>

Totals may be off slightly due to rounding.

## General Fund Budget History



### Notable budgetary actions over the last five years:

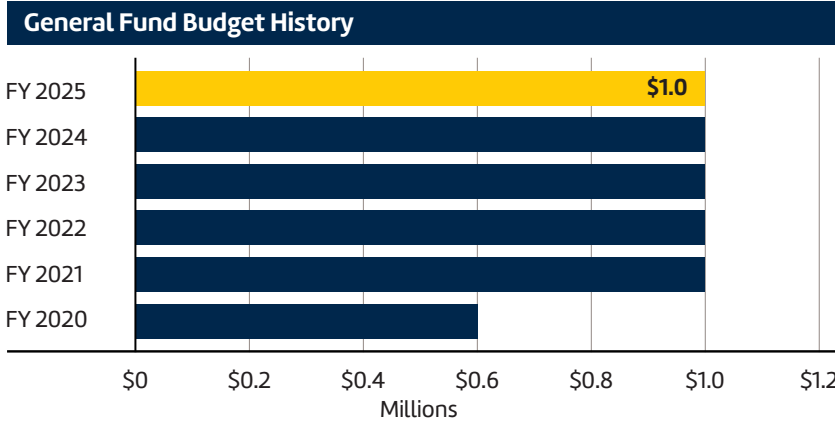
FY 2020 – FY 2025: The annual North Campus Research Complex budget includes costs for utilities, facilities maintenance, and insurance. These costs are assigned to the Medical School each year.

# Staff Benefits Pool

General Fund Budget	FY 2024	FY 2025	Change
Compensation	1.0	1.0	0
<b>in millions</b>	<b>\$ 1.0</b>	<b>\$ 1.0</b>	<b>\$ 0</b>

Totals may be off slightly due to rounding.

Staff Benefits Pool represents funding for the general fund obligations for unemployment compensation.



### Notable budgetary actions over the last five years:

No significant items.







# Michigan Medicine



# Michigan Medicine

[uofmhealth.org](http://uofmhealth.org)

## OUR MISSION

We advance health to serve Michigan and the world.



## By the Numbers

While true growth can only be seen in the lives of our patients, learners, and community members, numbers tell part of our story.

### THE MICHIGAN DIFFERENCE

**2.6M**

Patient Clinic Visits

**110K+**

Emergency Visits

**50K+**

Patient Admissions

**100+**

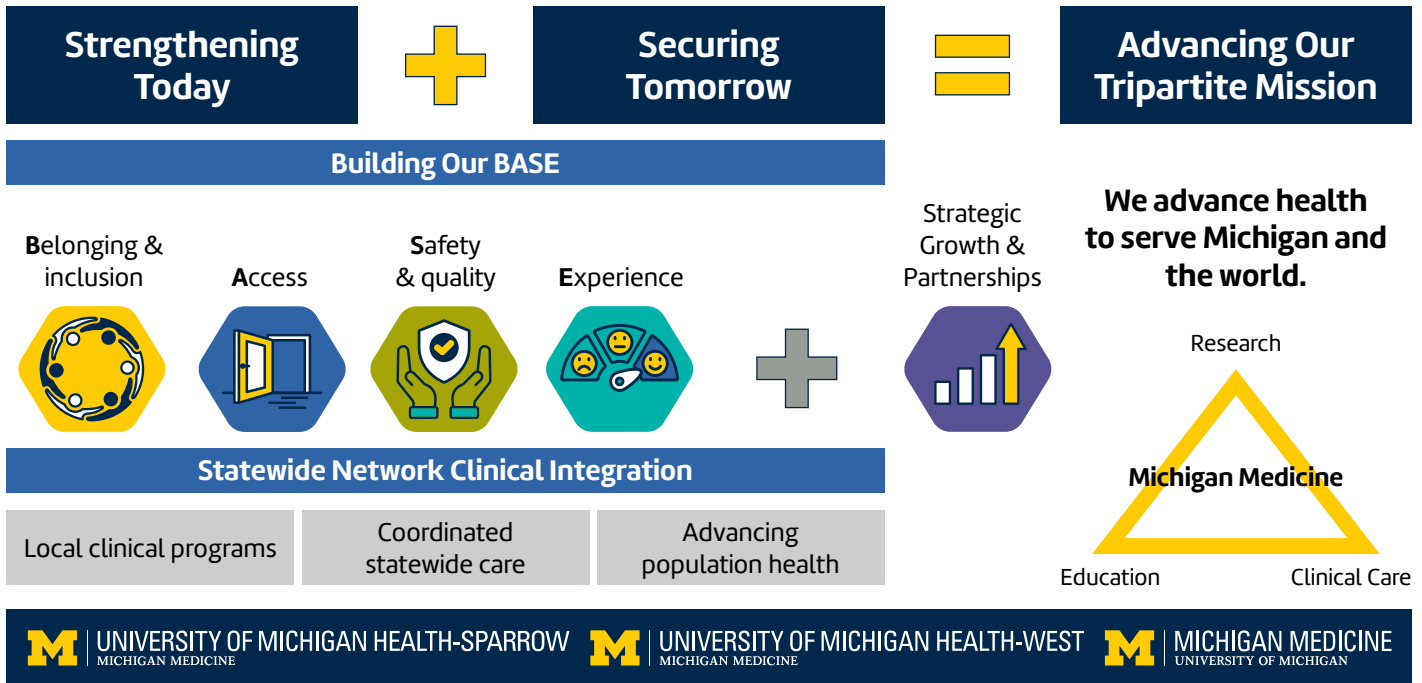
Operating Residency & Fellowship Programs

University of Michigan Health (UMH) is a part of the University of Michigan (U-M) and is one of four university units that together comprise Michigan Medicine. Along with UMH, Michigan Medicine includes the University of Michigan Medical School (Medical School), Michigan Health Corporation (a wholly owned corporation created for joint venture and managed care initiatives), and the Office of the Executive Vice President for Medical Affairs (EVPMA). Michigan Medicine maintains a tradition of excellence in teaching, advancement of medical science, and patient care, consistently ranking among the best health care systems in the nation. The leadership and management of Michigan Medicine are provided by the University’s Executive Vice President for Medical Affairs.

Michigan Medicine entities have a tripartite mission focusing on clinical, research, and medical and biomedical educational activities. As part of the clinical mission, UMH operates a 1,043 licensed bed acute care and psychiatric facility, several ambulatory care centers, and various other health care programs across Michigan. UMH serves as the principal teaching facility for the Medical School. Substantially all physician services to UMH patients are provided by the University of Michigan Medical Group (UMMG). The UMMG comprises the Medical School faculty and activities provided by the UMMG are included within UMH in order to comprehensively present activity related to the clinical mission of Michigan Medicine. UMH also provides educational and clinical opportunities to students of the university’s schools of Nursing, Dentistry, Social Work, and Public Health, as well as the College of Pharmacy.

Michigan Medicine maintains a focus on strengthening current operations by focusing on its BASE priorities, which relate to improvements to Belonging & Inclusion, Access, Safety & Quality, and Experience. At the same time, Michigan Medicine keeps a forward-looking vision, by continuing to strengthen its statewide network of care.

# U-M Health Dynamic Evolution



## Moving Forward Together

To enhance a growing statewide network of care, the Board of Regents approved the purchase of 7.28 acres of vacant land in Oakland County to build a multi-specialty facility to expand specialty clinical services and increase patient access. The facility will enable more Michiganders to receive world-class care close to home. The building will follow LEED guidelines to minimize negative environmental impact.

In 2019, the Regents approved plans for the D. Dan and Betty Kahn Health Care Pavilion, a 690,000-square-foot clinical inpatient tower, with an estimated cost of \$920 million. The facility will open in fall 2025 and will accommodate an inpatient care program with 264 single-occupancy rooms and 23 surgical and radiology suites. This expansion supports Michigan Medicine’s clinical strategy, increasing capacity to accommodate increasing care needs.

In December 2022, in order to improve health equity in local communities, the Regents approved the relocation/expansion of UMH’s Ypsilanti Health Center (YHC). The YHC will add more specialty services in a welcoming, reimagined space in an accessible downtown location. The \$35 million project will comprise nearly 50,000 square feet and will provide a wide range of adult and pediatric services, social support, and community service spaces. UMH also opened a new mobile mammography unit at the YHC, bringing breast cancer screening to the Ypsilanti area. Construction is scheduled for completion in fall 2024.

To provide more convenient care for all patients, UMH also plans to significantly expand its specialty and mail order pharmacy program. The Regents approved a \$6 million purchase of an industrial building in Dexter, as well as a \$52 million renovation plan to grow pharmacy services and automate the ordering process, enabling UMH to more than double the number of prescriptions it fills through its existing in-house pharmacy. Construction was completed in fall 2023. Michigan Medicine has also partnered with Zipline to offer drone delivery services for prescription drugs in 2024.

UMH remains committed to expanding access to more patients by focusing on Care at Home, which benefits both the patient experience and bed capacity. Launched in February 2024, the program allows UMH to discharge patients sooner and finish their hospital-level care at home. In addition, UMH has expanded its telehealth program to provide virtual at-home patient care, with the goal of providing safe and effective care.

Michigan Medicine continues to foster existing affiliations with area hospitals and networks, and collaborates with affiliated partners, including UMH-West and UMH-Sparrow, to provide accessible, quality patient care. These clinical affiliations are designed to expand community access and improve patient, family, and provider experiences across the continuum of care.

# Michigan Medicine FY 2025 Operating Fund Budget

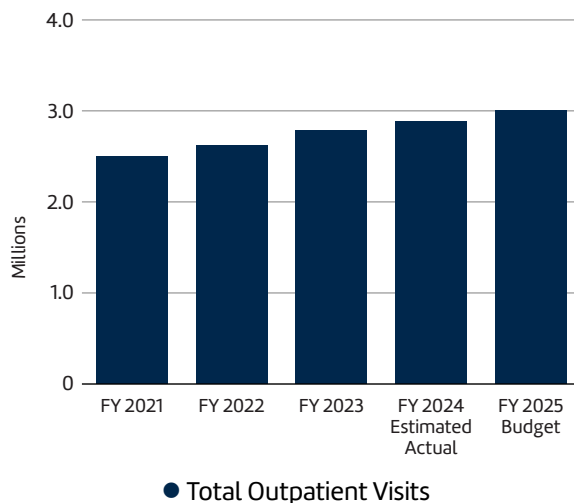
<i>in millions</i>	UMH- Ann Arbor	Michigan Health Corporation	UMH-West	UMH- Sparrow	Medical School (Clinical Activity)	EVPMA	Total
<b>REVENUE:</b>							
Sponsored Programs	\$ 21	\$ -	\$ -	\$ -	\$ -	\$ -	\$ 21
Private Gifts	4	-	-	-	-	-	4
Investment Income							
Endowment Income	-	-	-	-	-	-	-
Other	83	1	-	-	34	2	121
Patient Care Revenue	6,206	5	601	1,526	84	6	8,427
Departmental Activities	13	-	-	-	1,176	464	1,653
<b>Total Revenue:</b>	<b>\$ 6,327</b>	<b>\$ 7</b>	<b>\$ 601</b>	<b>\$ 1,526</b>	<b>\$ 1,294</b>	<b>\$ 472</b>	<b>\$ 10,225</b>
Less Rebilling Credits <sup>1</sup>	(10)	-	-	-	(84)	-	(94)
Less Inter-Unit Transfers <sup>2</sup>	-	-	-	-	(917)	(463)	(1,379)
<b>Net Revenue:</b>	<b>\$ 6,317</b>	<b>\$ 7</b>	<b>\$ 601</b>	<b>\$ 1,526</b>	<b>\$ 292</b>	<b>\$ 9</b>	<b>\$ 8,752</b>
<b>EXPENDITURES:</b>							
Compensation and Benefits	\$ 2,473	\$ 5	\$ 302	\$ 910	\$ 1,149	\$ 296	\$ 5,135
Financial Aid	-	-	-	-	-	-	-
Supplies, Services and Other	3,420	17	253	530	197	99	4,516
Plant Improvement	180	-	-	-	5	84	269
<b>Total Expenditures:</b>	<b>\$ 6,073</b>	<b>\$ 22</b>	<b>\$ 555</b>	<b>\$ 1,440</b>	<b>\$ 1,351</b>	<b>\$ 480</b>	<b>\$ 9,921</b>
Less Rebilling Credits	(10)	-	-	-	(84)	-	(94)
Less Inter-Unit Transfers <sup>2</sup>	-	-	-	-	(917)	(463)	(1,379)
<b>Net Expenditures:</b>	<b>\$ 6,063</b>	<b>\$ 22</b>	<b>\$ 555</b>	<b>\$ 1,440</b>	<b>\$ 350</b>	<b>\$ 17</b>	<b>\$ 8,447</b>
<b>Margin</b>	<b>\$ 254</b>	<b>\$ (15)</b>	<b>\$ 46</b>	<b>\$ 86</b>	<b>\$ (57)</b>	<b>\$ (8)</b>	<b>\$ 305</b>

<sup>1</sup> Rebilling credits include recharge revenue and inter-unit billings.

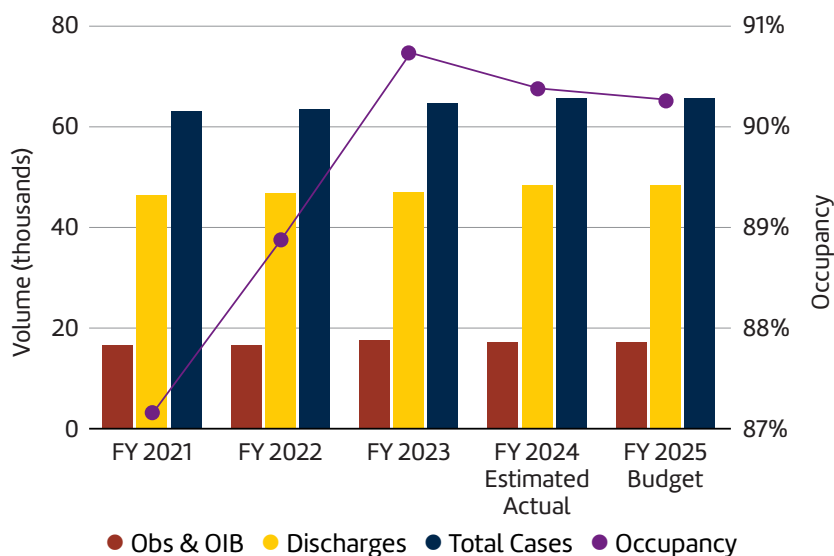
<sup>2</sup> Offset for inter-unit transfers is included with UMH-Ann Arbor.



## Ambulatory Care Visits



## Total Discharges, Observation, and Outpatient-in-a-Bed Cases



### FY 2025 Budget Risk

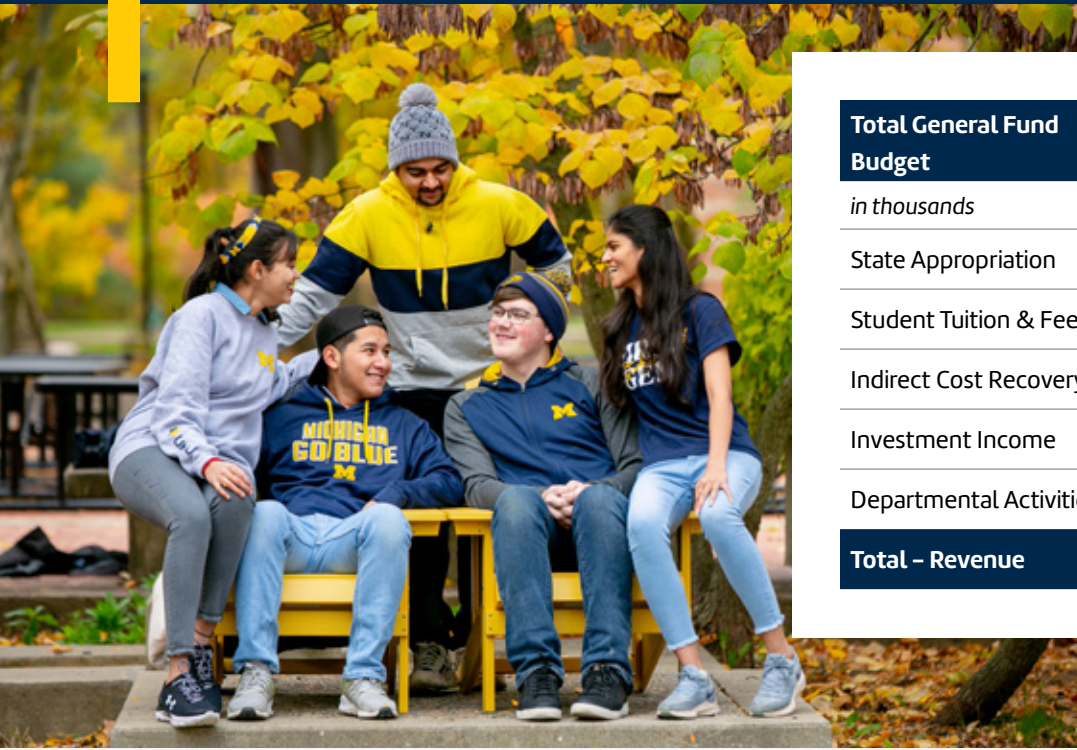
**Growth & Volume:** Unfavorable variances compared to forecast volumes while having the expense base to support the forecast volumes. Inpatient facilities are already operating at high occupancy levels within the inpatient environment and balancing the need to accept transfers. Forecast length of stay assumptions are key enablers to achieving planned volumes.

**Labor Market Challenges:** Balancing the recruitment/retention of critical roles, wage inflation, staffing model adjustments, and adjustments for clinical expansion.

**Inflation:** Industry projections continue to suggest expense inflation levels that are greater than many revenue inflation rates, which is now compounding into the UMH expense base over multiple years.

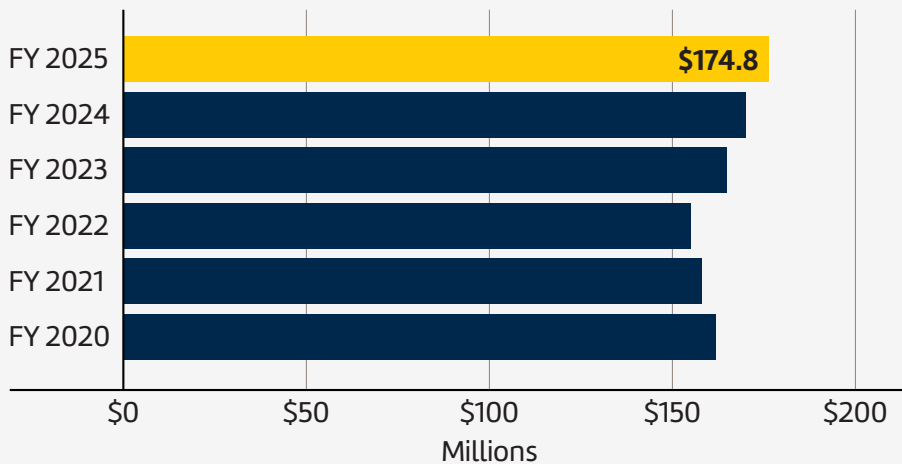
# UM–Dearborn Campus

umdearborn.edu



Total General Fund Budget	FY 2025	FY 2024	Change
<i>in thousands</i>			
State Appropriation	\$ 31,977	\$ 29,741	\$ 2,236
Student Tuition & Fees	140,532	137,854	2,678
Indirect Cost Recovery	1,800	1,754	46
Investment Income	200	500	(300)
Departmental Activities	305	305	-
<b>Total – Revenue</b>	<b>\$ 174,814</b>	<b>\$ 170,154</b>	<b>\$ 4,660</b>

## Total General Fund Budget History



The University of Michigan–Dearborn (UM–Dearborn) presents a balanced budget for FY 2025. The \$174.8 million general fund budget assumes flat enrollment overall and includes a 4.7% undergraduate and a 4.8% graduate resident tuition rate increase. Non–resident students will see a 4.9% tuition increase. The budget for state appropriations is anticipated to increase by approximately 2.5% to \$32.0 million.

The UM–Dearborn budget continues to be affected by enrollment volatility and cost inflation. We have budgeted

new resources to fund wage adjustments for bargained–for employees and plan to implement a 2% merit pool for non–bargained employees.

UM–Dearborn is committed to student affordability and is providing additional merit and need–based financial aid in this year’s budget, which includes continued support of the Go Blue Guarantee student aid program.

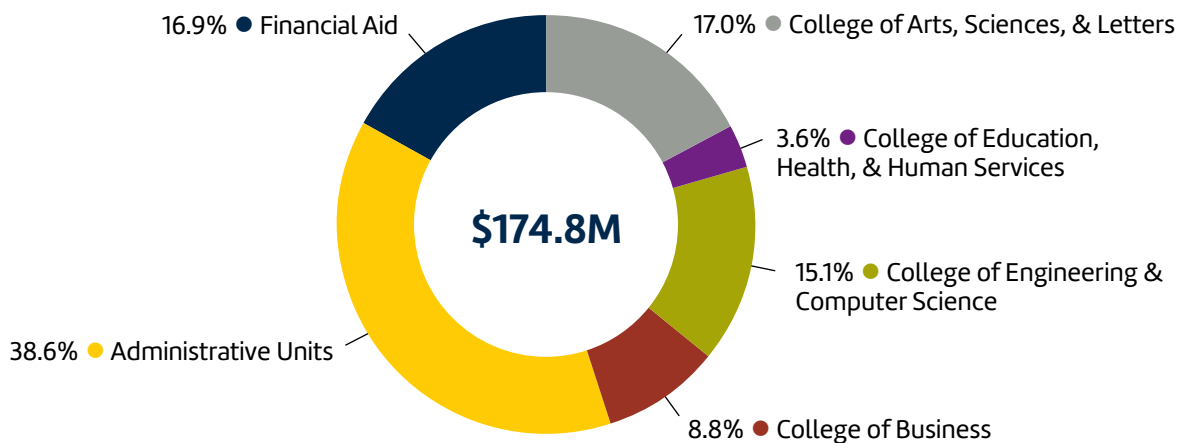
# UM–Dearborn Campus FY 2025 Budget by Fund

FY 2025 CONSOLIDATED OPERATING BUDGET							Total FY 2024	FY 2025 Variance to FY 2024
<i>in thousands</i>	General	Designated	Auxiliary	Expendable Restricted	Total			
<b>REVENUE:</b>								
State Appropriations	\$ 31,977	\$ -	\$ -	\$ -	\$ 31,977	\$ 29,741	\$ 2,236	
Student Tuition and Fees	140,532	-	-	-	140,532	137,854	2,678	
Sponsored Programs								
Federal	-	-	-	22,000	22,000	19,500	2,500	
State/Local	-	-	-	1,000	1,000	750	250	
Non-Governmental	-	-	-	2,500	2,500	2,000	500	
Indirect Cost Recovery	1,800	-	-	-	1,800	1,754	46	
Indirect Cost Recovery Allocated to General Operating	-	-	-	(1,800)	(1,800)	(1,754)	(46)	
Private Gifts	-	-	-	2,000	2,000	1,500	500	
Investment Income								
Endowment Income	-	-	-	3,000	3,000	3,080	(80)	
Other	200	1,000	75	-	1,275	1,000	275	
Patient Care Revenue	-	-	-	-	-	-	-	
Departmental Activities	305	500	1,750	-	2,555	2,505	50	
<b>Total Revenue:</b>	<b>\$ 174,814</b>	<b>\$ 1,500</b>	<b>\$ 1,825</b>	<b>\$ 28,700</b>	<b>\$ 206,839</b>	<b>\$ 197,930</b>	<b>\$ 8,909</b>	
<b>EXPENDITURES:</b>								
Compensation and Benefits	\$ 115,357	\$ 800	\$ 1,100	\$ 5,700	\$ 122,957	\$ 119,602	\$ 3,355	
Financial Aid	29,458	-	-	20,000	49,458	45,356	4,102	
Supplies, Services and Other	23,828	700	725	3,000	28,253	26,530	1,723	
Plant Improvement	6,171	-	-	-	6,171	6,442	(271)	
<b>Total Expenditures:</b>	<b>\$ 174,814</b>	<b>\$ 1,500</b>	<b>\$ 1,825</b>	<b>\$ 28,700</b>	<b>\$ 206,839</b>	<b>\$ 197,930</b>	<b>\$ 8,909</b>	
<b>Margin</b>	<b>\$ -</b>	<b>\$ -</b>	<b>\$ -</b>	<b>\$ -</b>	<b>\$ -</b>	<b>\$ -</b>	<b>\$ -</b>	

## UM–Dearborn Campus General Fund Budget

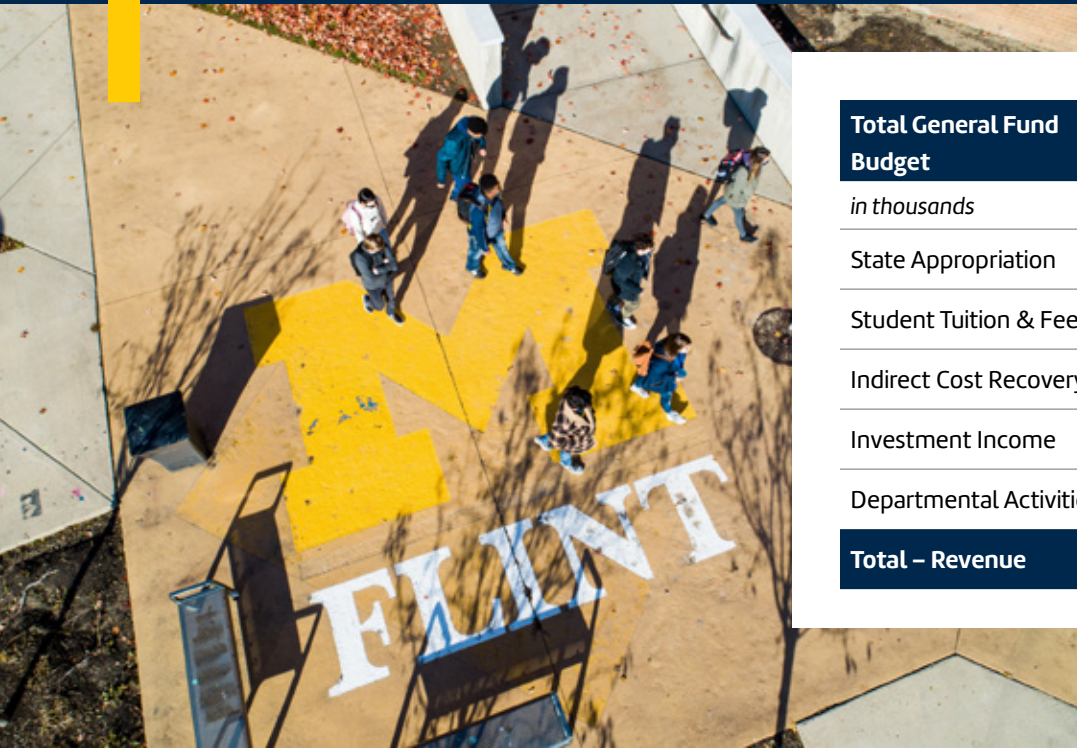
### FY 2025 Expenditures

*in millions*



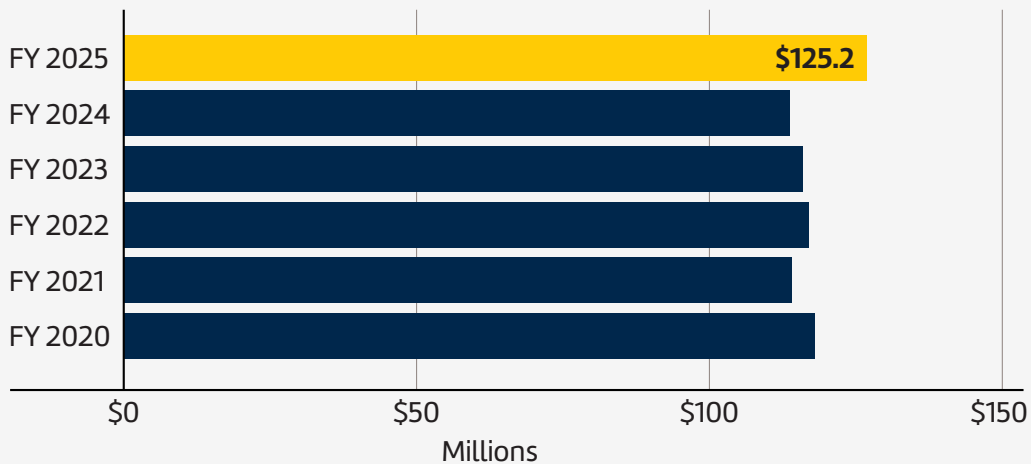
# UM-Flint Campus

umflint.edu



Total General Fund Budget	FY 2025	FY 2024	Change
<i>in thousands</i>			
State Appropriation	\$ 27,065	\$ 26,669	\$ 396
Student Tuition & Fees	97,323	86,588	10,735
Indirect Cost Recovery	150	150	-
Investment Income	370	50	320
Departmental Activities	300	300	-
<b>Total – Revenue</b>	<b>\$ 125,208</b>	<b>\$ 113,757</b>	<b>\$ 11,451</b>

## Total General Fund Budget History



Tuition and fees for in-state undergraduate students in FY 2025 will increase by 4.9%. The most common lower division undergraduate rate will be \$7,445 per semester for the academic year. But, as we continue to focus on affordability for our students, the university will also increase institutional financial aid by \$2.2 million.

The FY 2025 budget includes a 3% salary increase program for faculty and staff which assumes a state appropriation of \$27.1 million, a \$0.4 million increase from the previous year.

Due to FY 2024 enrollment over budget plus FY 2025 tuition rate increases, the FY 2025 budget will increase by \$11.5M. UM-Flint’s housing and meal plan rates for students will increase by 5%.

UM-Flint’s tuition is the third lowest, and its housing rates are the second lowest, among the 15 public universities in the state of Michigan. We are committed to supporting the success of students, faculty, and staff while prioritizing affordability and accessibility.



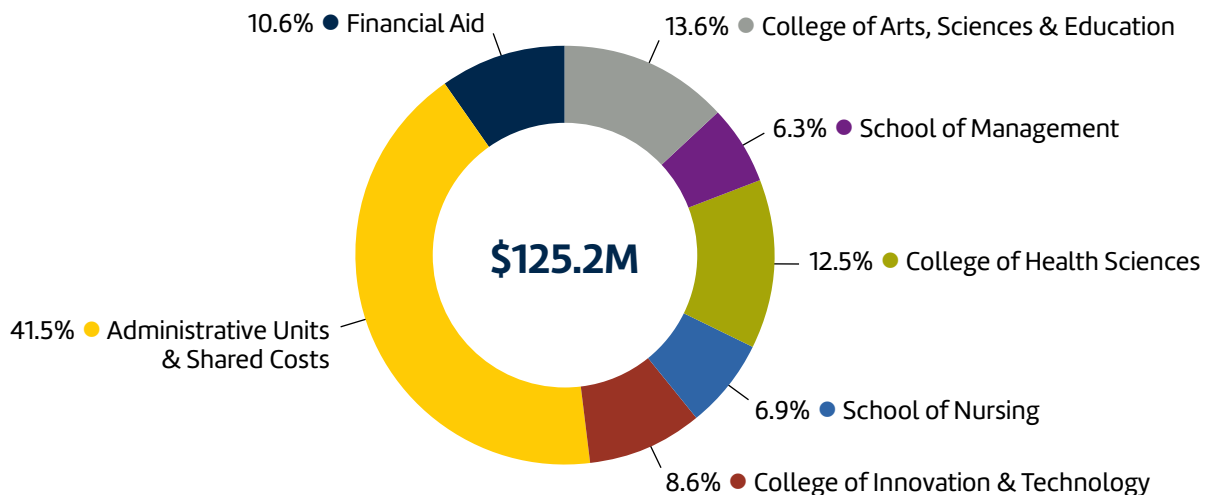
# UM-Flint Campus FY 2025 Budget by Fund

FY 2025 CONSOLIDATED OPERATING BUDGET							Total FY 2024	FY 2025 Variance to FY 2024
<i>in thousands</i>	General	Designated	Auxiliary	Expendable Restricted	Total			
<b>REVENUE:</b>								
State Appropriations	\$ 27,065	\$ -	\$ -	\$ -	\$ 27,065	\$ 26,669	\$ 396	
Student Tuition and Fees	97,323	-	-	-	97,323	86,588	10,735	
Sponsored Programs								
Federal	-	-	-	12,000	12,000	12,000	-	
State/Local	-	-	-	500	500	500	-	
Non-Governmental	-	-	-	2,000	2,000	2,000	-	
Indirect Cost Recovery	150	-	-	-	150	150	-	
Indirect Cost Recovery Alloc to Gen Oper	-	-	-	(150)	(150)	(150)	-	
Private Gifts	-	-	-	1,800	1,800	1,800	-	
Investment Income								
Endowment Income	-	-	-	5,500	5,500	5,000	500	
Other	370	600	-	400	1,370	450	920	
Patient Care Revenue	-	-	-	-	-	-	-	
Departmental Activities	300	600	5,045	-	5,945	5,339	606	
<b>Total Revenue:</b>	<b>\$ 125,208</b>	<b>\$ 1,200</b>	<b>\$ 5,045</b>	<b>\$ 22,050</b>	<b>\$ 153,503</b>	<b>\$ 140,346</b>	<b>\$ 13,156</b>	
<b>EXPENDITURES:</b>								
Compensation and Benefits	\$ 90,650	\$ 260	\$ 2,210	\$ 3,700	\$ 96,820	\$ 92,407	\$ 4,413	
Financial Aid	14,337	20	300	14,100	28,757	26,542	2,215	
Supplies, Services, and Other	18,711	900	1,385	2,750	23,746	17,317	6,429	
Plant Improvement	1,510	20	1,150	1,500	4,180	4,080	100	
<b>Total Expenditures:</b>	<b>\$ 125,208</b>	<b>\$ 1,200</b>	<b>\$ 5,045</b>	<b>\$ 22,050</b>	<b>\$ 153,503</b>	<b>\$ 140,346</b>	<b>\$ 13,156</b>	
<b>Margin</b>	<b>\$ -</b>	<b>\$ -</b>	<b>\$ -</b>	<b>\$ -</b>	<b>\$ -</b>	<b>\$ -</b>	<b>\$ -</b>	

## UM-Flint Campus General Fund Budget

### FY 2025 Expenditures

*in millions*



# Auxiliary Activities

Auxiliary unit revenues and expenditures are presented in the table below, which delineates the auxiliary activity by major unit. Smaller units are grouped under "Other Internal Services."

## Total Auxiliary Budgeted Revenues & Expenditures

in millions	FY 2025 Budget			FY 2024 Budget		
	Revenues	Expenditures	Margin	Revenues	Expenditures	Margin
<b>Michigan Medicine*</b>	\$ 10,189	\$ 9,884	\$ 305	\$ 9,081	\$ 8,970	\$ 111
Less Recharge Credits <sup>1</sup>	(1,473)	(1,473)	-	(1,344)	(1,344)	-
<b>Net Michigan Medicine Total</b>	<b>\$ 8,716</b>	<b>\$ 8,411</b>	<b>\$ 305</b>	<b>\$ 7,737</b>	<b>\$ 7,627</b>	<b>\$ 111</b>
<b>All Other Auxiliary Units:</b>						
Intercollegiate Athletics	\$ 237	\$ 235	\$ 2	\$ 196	\$ 196	\$ -
Utilities	194	194	-	181	176	6
University Housing	187	187	-	170	170	-
Risk Management & Veritas Insurance Co.	153	154	-	126	126	-
Staff Benefits Recharge	101	102	-	99	99	(1)
Information & Technology Services	73	77	(4)	67	70	(2)
AEC & Construction Services	57	57	-	47	47	-
Parking Operations	32	36	(5)	30	35	(4)
Health Service	29	29	-	29	29	-
Plant Operations	27	27	-	27	27	-
League, Union, and Commons	26	26	-	23	23	-
Transportation Services	19	20	-	17	16	1
Other Publications & Communications	14	13	-	13	12	-
Dental Faculty Associates	9	8	1	7	8	-
Strategic Procurement	6	6	-	5	5	-
Dearborn	2	2	-	2	2	-
Flint	5	5	-	6	6	-
Other Internal Services	73	73	-	58	55	3
<b>Subtotal – Other Auxiliary Units</b>	<b>\$ 1,246</b>	<b>\$ 1,252</b>	<b>\$ (6)</b>	<b>\$ 1,102</b>	<b>\$ 1,100</b>	<b>\$ 3</b>
Less Recharge Credits <sup>1</sup>	(755)	(755)	-	(642)	(642)	-
Less Student Fee Allocations Budgeted in General Fund	(24)	(24)	-	(25)	(25)	-
Plus Investment Income	14	-	14	18	18	-
<b>Total – Other Auxiliary Units</b>	<b>\$ 481</b>	<b>\$ 473</b>	<b>\$ 8</b>	<b>\$ 454</b>	<b>\$ 451</b>	<b>\$ 3</b>
<b>Total</b>	<b>\$ 9,197</b>	<b>\$ 8,884</b>	<b>\$ 313</b>	<b>\$ 8,191</b>	<b>\$ 8,078</b>	<b>\$ 113</b>

\* Includes U-M Health results for Ann Arbor, West, and Sparrow (FY 2025 only), Michigan Health Corporation, Medical School (auxiliary activity), and the Office of the Executive Vice President for Medical Affairs (auxiliary activity).

<sup>1</sup> Recharge credits include recharge revenue and inter-unit billings.

Totals may be off slightly due to rounding.

# Appendix



# Glossary

**AEC** – Architecture, Engineering and Construction. A division within Facilities and Operations responsible for the planning, design, and construction of U–M’s physical campus.

**Appropriation** – Funding set aside for a specific purpose within a fiscal year.

**BASE** – The Michigan Medicine strategic framework, which stands for Belonging and Inclusion, Access, Safety and Quality, and Experience.

**Departmental Activities** – Revenues and expenses that support the academic mission of the university (e.g., faculty salary and benefits, classroom supplies, etc.). Includes inter-unit and external unit revenue.

**Employment Cost Index (ECI)** – U.S. Bureau of Labor Statistics measure of the change in the hourly labor cost to employers over time.

**Endowment** – Money given by a donor that is invested in perpetuity, with distributions available for activities consistent with donor intent. There are two types of endowments:

True endowments cannot be spent but are invested in perpetuity with the distributions transferred out for spending.

Quasi-endowment funds are typically established by the institution from either donor or institutional funds, and will be retained and invested rather than expended. The quasi-endowment must retain the intent specified by the donor, and earnings may be expended only for those purposes.

**FY (Fiscal Year)** – The university budget year which runs from July 1 through June 30. For example, FY 2025 is July 1, 2024 through June 30, 2025.

**Indirect Cost Recovery (ICR)** – Determining whether the sponsor will cover some portion of the estimated indirect costs (in addition to the direct expenditures of the grant itself) is part of the negotiations for sponsored research contracts and grants. ICRs represent a revenue source to the general fund. If a grant carries such recovery, then this ICR is attributed to the unit where the grant’s direct expenditures occur.

**Leadership in Energy and Environmental Design (LEED)** – The world’s most widely used green building rating system, which provides a framework for healthy, efficient and cost-saving green buildings.

**Margin** – The difference of revenues minus expenditures. A negative margin indicates that expenses are higher than revenue.

**Net Patient Revenues** – The aggregate money generated from patient services collected from payors, including copays and self-payments, private insurance, Medicaid, and Medicare.

**Observation Case (Obs)** – A designation indicating inpatient status.

**Outpatient-in-a-Bed (OIB)** – An outpatient who may spend multiple days and nights in a hospital, and may even utilize the same type of hospital bed as an inpatient/observation case patient.

**Private Gifts** – Donor gifts that can be either endowed or expendable. An endowed gift is money invested in perpetuity, with distributions available to spend on activities consistent with donor intent. An expendable gift is to be entirely spent on activities consistent with donor intent.

**Recharge Credit** – Generated from billings that occur between service units.

**Sponsored Programs** – Funding provided to U–M by either a federal, state, or local government or a foundation or corporation to support a specific scope of work, program, or offering.

**Veritas Insurance Company** – A wholly owned subsidiary of the U–M responsible for the underwriting of the Medical Professional Liability insurance for U–M. Veritas also provides coverage for other risks including property damage, educators legal liability, and workers compensation liability.



# Fund Structure

## FY 2025

The University of Michigan prepares budgets using the principles of fund accounting, allowing clear financial traceability and ensuring compliance with restrictions that apply to certain funds. Below are brief descriptions of the fund types used in the budget process:

### General Fund

The general fund contains revenues and expenditures for operating purposes in the following activities: primary instruction, research, public service, academic support, student services, institutional support, plant operations and maintenance, and scholarships and fellowships. These activities are generally funded by state appropriations, student tuition and fees, indirect cost recovery from research contracts, and departmental revenues related to student lab and course fees.

### Designated Fund

The designated fund consists of funds internally designated by the Board of Regents or university administration, but otherwise unrestricted. Revenue sources include:

departmental revenue from organized activities such as conferences and seminars, investment income, royalty income, and endowment distributions.

### Auxiliary Fund

The auxiliary fund contains activities that are supported with revenue from their own operations. Auxiliary units include University of Michigan Health (UMH), units providing other medical and dental services, and units providing special services to students, faculty, and staff. Examples of revenue sources include: room and board for student housing, usage fees for student centers or recreation buildings, sale of university publications, and ticket sales for athletic events.

### Expendable Restricted Fund

The expendable restricted fund contains activities related to the pursuit and completion of specific projects, programs, or research funded by a donor or grantor. Examples include federal, state, and local contracts for research.





# General Fund Budget Model

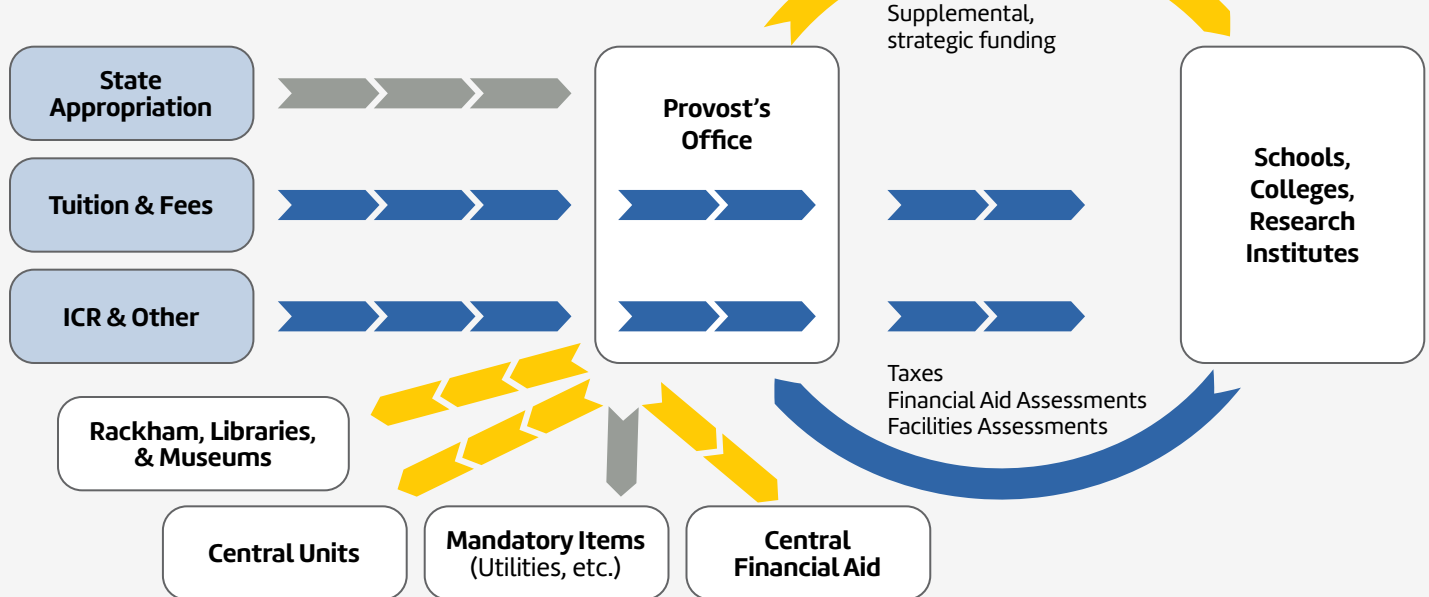
The Ann Arbor campus general fund budget model functions as a hybrid system of activity-based, incremental, and centralized initiative funding. This combination allows for fiscal transparency into the activities of the schools, colleges, and major research institutes (the primary revenue generators) and provides a mechanism for funding the administrative units, while still affording university leadership substantial flexibility to assess strategic priorities and adjust quickly to changing environmental factors. The model was introduced for the 1999 fiscal year and is continuously evaluated to ensure relevance.

## GF revenues flow to Provost for allocation

Resources are allocated one of two ways:

 = Discretionary (Determined by Provost)

 = Activity-based



The model attributes revenues and costs as follows for each activity-based unit based on a set of defined rules:

**Tuition** flows to the schools and colleges according to each student's academic program and the unit's instructional activity.

**Indirect cost recovery (ICR)** is generally allocated to the unit responsible for the associated direct research expenditures.

**Central financial aid assessments** are charged to units for both undergraduate and Rackham-enrolled students.

**Facilities and other internal assessments** are charged to units and flow back to the Provost for targeted allocation.

## The Role of the Provost

The Provost has several sources of allocable revenue, including increases in the state appropriation and internal assessments. As Executive Vice President for Academic Affairs, the provost ensures these inflows are used to support new initiatives and honor prior obligations, cover increases in mandatory costs, and provide for inflationary allowances in the model.

Funding decisions must consider the entire range of university needs and explicitly weigh the trade-offs between academic and supporting priorities. Major considerations for new funding items include:

- Strategic alignment with unit-specific or university-wide priorities
- Enhancement of academic excellence and student success
- Promotion of cross-unit collaboration
- Compliance, safety, or risk mitigation support
- Potential for leveraging additional resources
- Fostering of efficiencies within and between units

The University of Michigan  
REGENTS COMMUNICATION

REQUEST FOR ACTION

**Subject:** FY 2024-2025 Budgets

**Action**

**Requested:** Approval of Revenue and Expenditure Operating Budgets for FY 2024-2025

**Background and Summary:**

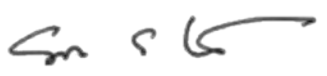
The three campuses of the University of Michigan have developed budgets for the 2024-2025 fiscal year. At this time, we are presenting summary revenue and expenditure budgets for the General Fund, Designated Fund, Auxiliary Activities, and Expendable Restricted Fund. These budgets conform to all University policies.


**We recommend** that the following summary revenue and expenditure budgets be approved effective July 1, 2024 for the period July 1, 2024 through June 30, 2025.


<i>in thousands</i>	<b>Ann Arbor</b>	<b>Dearborn</b>	<b>Flint</b>	<b>Total</b>
<b><u>Revenue Budget</u></b>				
General Fund	\$ 2,946,681	\$ 174,814	\$ 125,208	\$ 3,246,703
Designated Fund	439,172	1,500	1,200	441,872
Auxiliary Funds	9,190,241	1,825	5,045	9,197,111
Expendable Restricted Funds	1,927,663	28,700	22,050	1,978,413
<b>Total Revenue Budget</b>	<b>\$ 14,503,758</b>	<b>\$ 206,839</b>	<b>\$ 153,503</b>	<b>\$ 14,864,099</b>
<b><u>Expenditure Budget</u></b>				
General Fund	\$ 2,946,681	\$ 174,814	\$ 125,208	\$ 3,246,703
Designated Fund	266,100	1,500	1,200	268,800
Auxiliary Funds	8,877,132	1,825	5,045	8,884,002
Expendable Restricted Funds	1,847,850	28,700	22,050	1,898,600
<b>Total Expenditure Budget</b>	<b>\$ 13,937,763</b>	<b>\$ 206,839</b>	<b>\$ 153,503</b>	<b>\$ 14,298,105</b>
<b>Budgeted Margin</b>	<b>\$ 565,995</b>	<b>\$ -</b>	<b>\$ -</b>	<b>\$ 565,995</b>

*Note: Budget amounts are shown in thousands. Detail may not add exactly to totals due to rounding.*

Respectfully Submitted,

  
**Geoffrey S. Chatas**  
*Executive Vice President and Chief  
Financial Officer*

  
**Laurie K. McCauley**  
*Provost and Executive  
Vice President for Academic Affairs*

  
**Marschall S. Runge, M.D., Ph.D.**  
*Executive Vice President for Medical  
Affairs and Dean of the Medical School*

June 2024



# The University of Michigan

Ann Arbor | Dearborn | Flint

## THE REGENTS OF THE UNIVERSITY OF MICHIGAN

**Jordan B. Acker**      **Sarah Hubbard**  
**Michael J. Behm**    **Denise Ilitch**  
**Mark J. Bernstein**   **Ron Weiser**  
**Paul W. Brown**      **Katherine E. White**  
**Santa J. Ono, PhD** *ex officio*

## EXECUTIVE OFFICERS

**Laurence B. Alexander**, Chancellor, University of Michigan–Flint  
**Thomas A. Baird**, Vice President for Development  
**Geoffrey S. Chatas**, Executive Vice President and Chief Financial Officer  
**Domenico Grasso**, Chancellor, University of Michigan–Dearborn  
**Martino Harmon**, Vice President for Student Life  
**Richie C. Hunter**, Vice President for Communications  
**Jon W. Kinsey**, Vice President and Secretary of the University  
**Chris Kolb**, Vice President for Government Relations  
**Arthur Lupia**, Interim Vice President for Research and Innovation  
**Timothy G. Lynch**, Vice President and General Counsel  
**Laurie K. McCauley**, Provost and Executive Vice President for Academic Affairs  
**Ravi Pendse**, Vice President for Information Technology and Chief Information Officer  
**Marschall S. Runge**, Executive Vice President for Medical Affairs

## BUDGET STAFF

### UNIVERSITY OF MICHIGAN – ANN ARBOR

**Tammy C. Bimer**, Associate Vice Provost for Academic and Budgetary Affairs and Executive Director, Office of Budget and Planning, Office of the Provost and Executive Vice President for Academic Affairs  
**Thomas A. Finholt**, Senior Vice Provost for Academic and Budgetary Affairs, Office of the Provost and Executive Vice President for Academic Affairs and Professor of Information, School of Information  
**Brent Johnston**, Assistant Vice Provost for Academic and Budgetary Affairs  
**Jo Ann Preissner**, Associate Director, University Budget  
**Jacqueline M. Schroeders**, Director of Enterprise Financial Planning & Analysis  
**Brian T. Smith**, Associate Vice President for Finance  
**Karen E. Zaruba**, Assistant Vice Provost for Academic and Budgetary Affairs

### UNIVERSITY OF MICHIGAN – MICHIGAN MEDICINE

**Eric Strucko**, Chief Financial Officer  
**Robert Hewlett III**, Controller

### UNIVERSITY OF MICHIGAN – DEARBORN

**Bryan C. Dadey**, Vice Chancellor for Business Affairs

### UNIVERSITY OF MICHIGAN – FLINT

**Gerald L. Glasco**, Interim Vice Chancellor for Business and Finance





The University of Michigan, as an equal opportunity/affirmative action employer, complies with all applicable federal and state laws regarding nondiscrimination and affirmative action. The University of Michigan is committed to a policy of equal opportunity for all persons and does not discriminate on the basis of race, color, national origin, age, marital status, sex, sexual orientation, gender identity, gender expression, disability, religion, height, weight or veteran status in employment, educational programs and activities and admissions.

Inquiries or complaints may be addressed to the Equity, Civil Rights and Title IX Office (ECRT), 2072 Administrative Services Building, Ann Arbor, Michigan 48109-1432, 734-763-0235, TTY 734-647-1388

© 2024 Regents of the University of Michigan  
Designed by Michigan Creative, a unit of the Vice President for Communications (MC 240232)

