

U-M RESEARCH AWARD AND EXPENDITURES REPORT
OCTOBER 2020

This report summarizes the overall trends in grant and contract activity across all three campuses of the University of Michigan through the first two months of Fiscal Year 2021, which ended August 31, 2020.

Total research expenditures through the first two months of FY21 totaled \$280.5 million, which is down 7.7 percent when compared to FY20, and is consistent with university spending austerity measures during recent months. We expect the rate of expenditures to gradually recover as U-M continues to safely ramp up research and scholarship amid the rapidly changing COVID-19 pandemic.

The number of research submissions through August was up 2.1 percent, but the value of those submissions is down 17 percent when compared to the first two months of FY20.


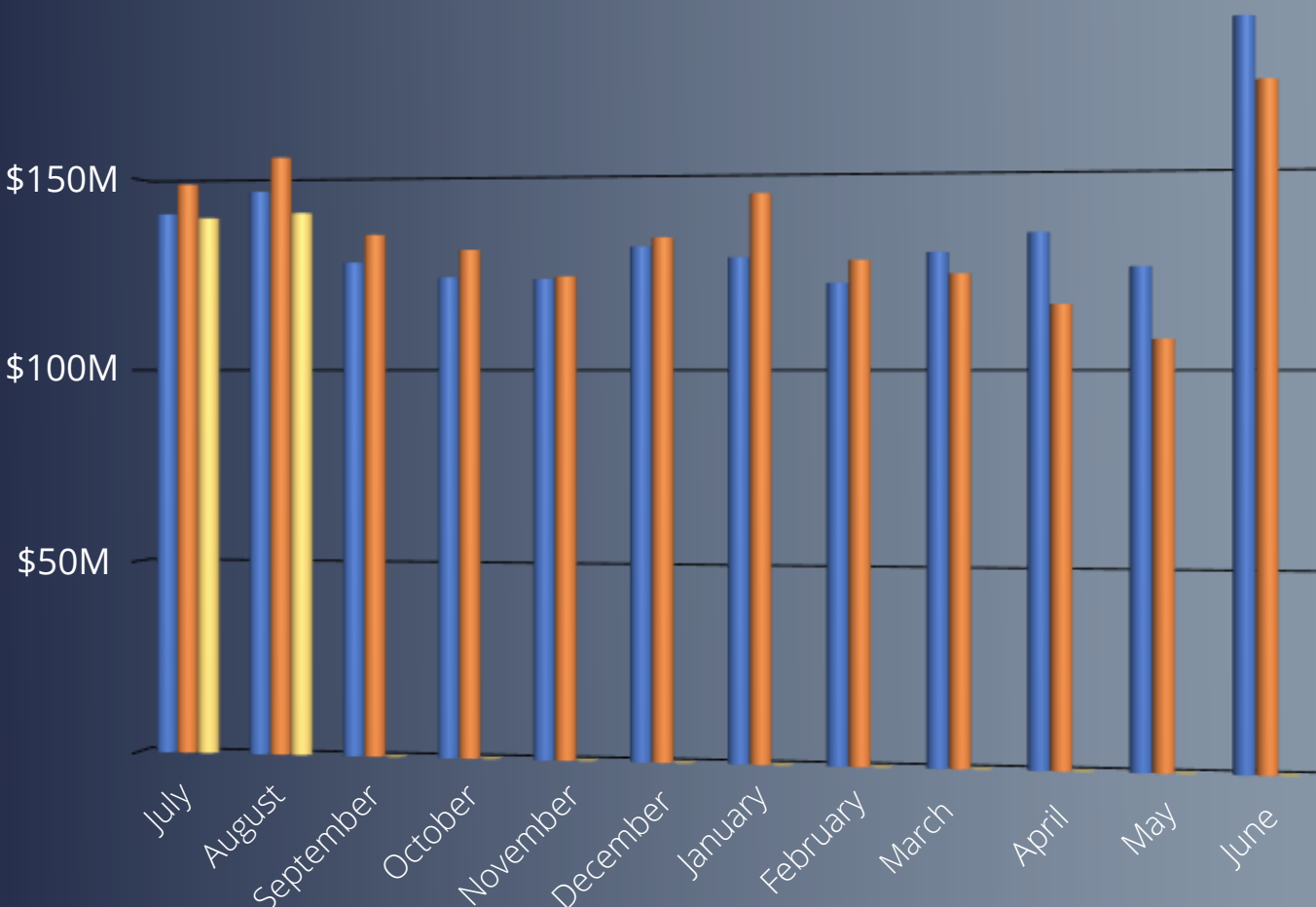
The number of new research awards from external sponsors through the first two months of FY21 are down 6.1 percent, but their value increased by 43.3 percent when compared to August 2019. The value of U-M research awards received in July and August 2019 was unusually low, based on university data.

Rebecca Cunningham, Vice President for Research

Craig Reynolds, Assistant Vice President for Research-Sponsored Projects

Expenditures

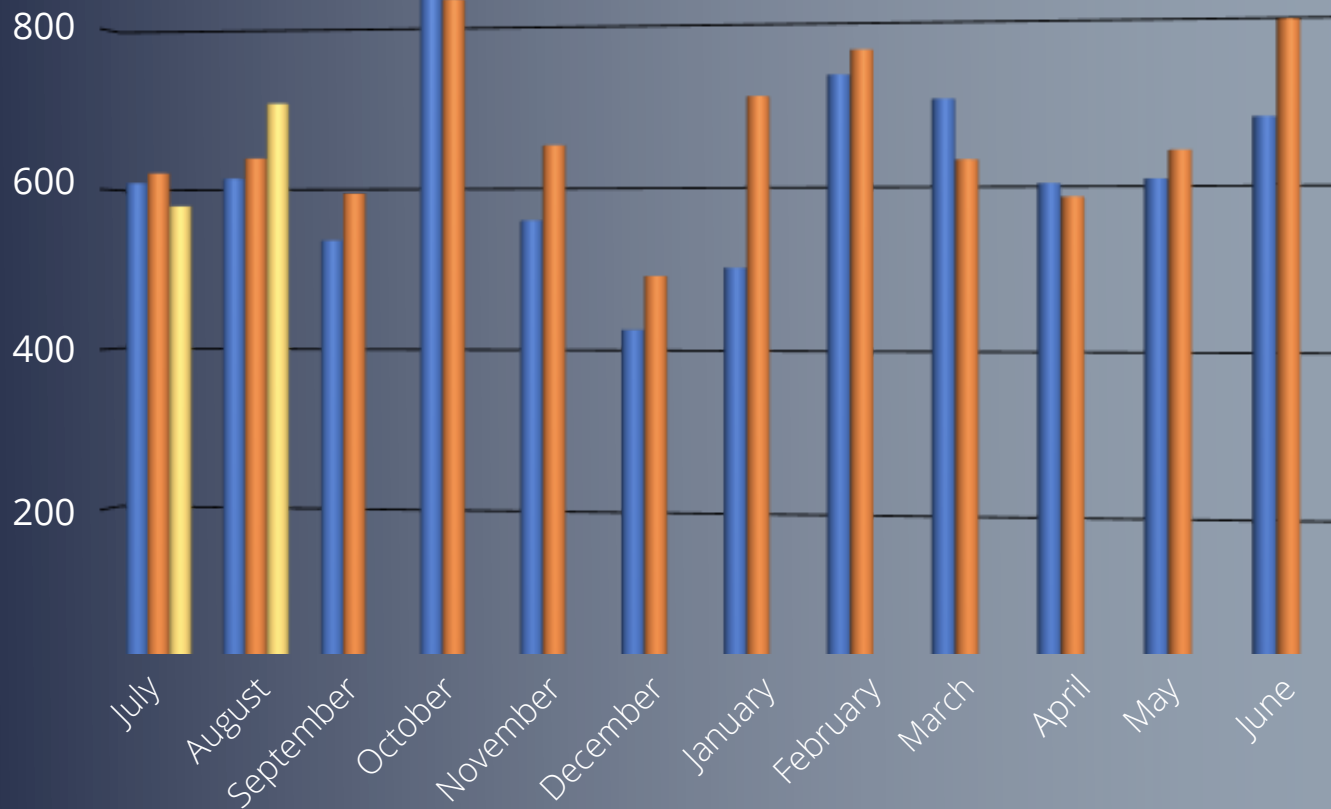
Year To Date



● 2019
 ● 2020
 ● 2021

FY19: \$287,313,981
 FY20: \$303,836,612
 FY21: \$280,552,568

Submissions By Count

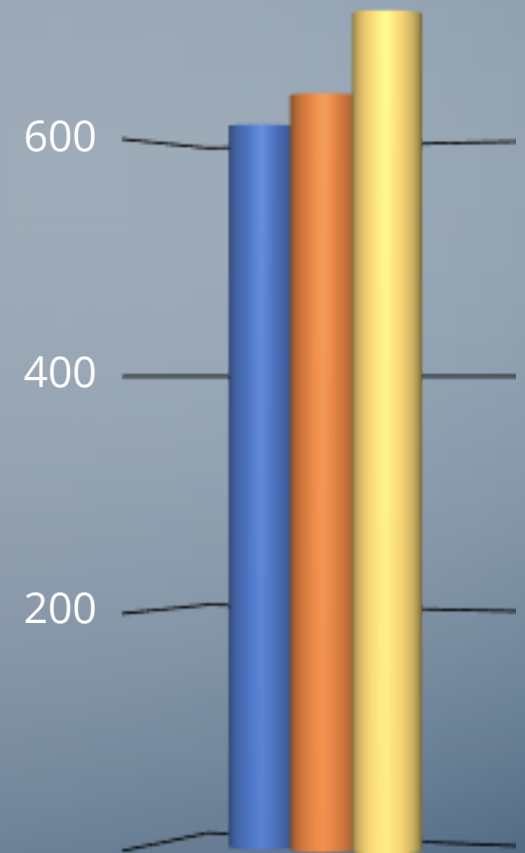


● 2019

● 2020

● 2021

Year To Date



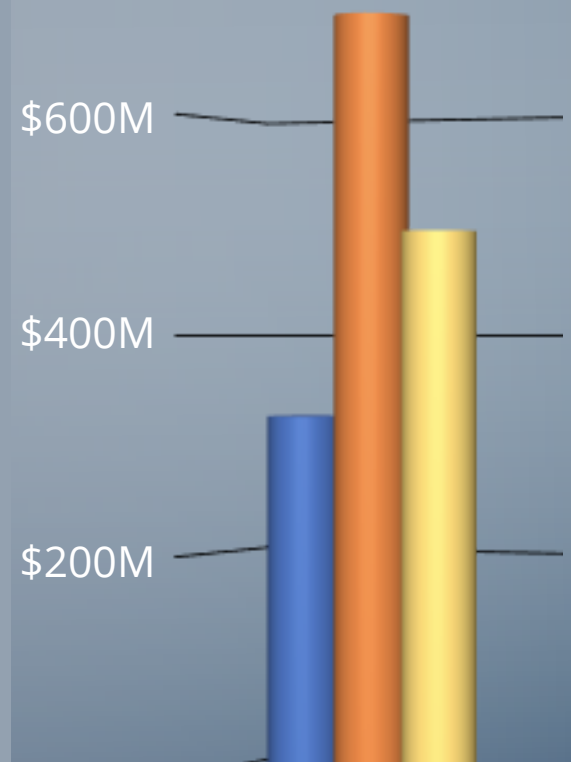
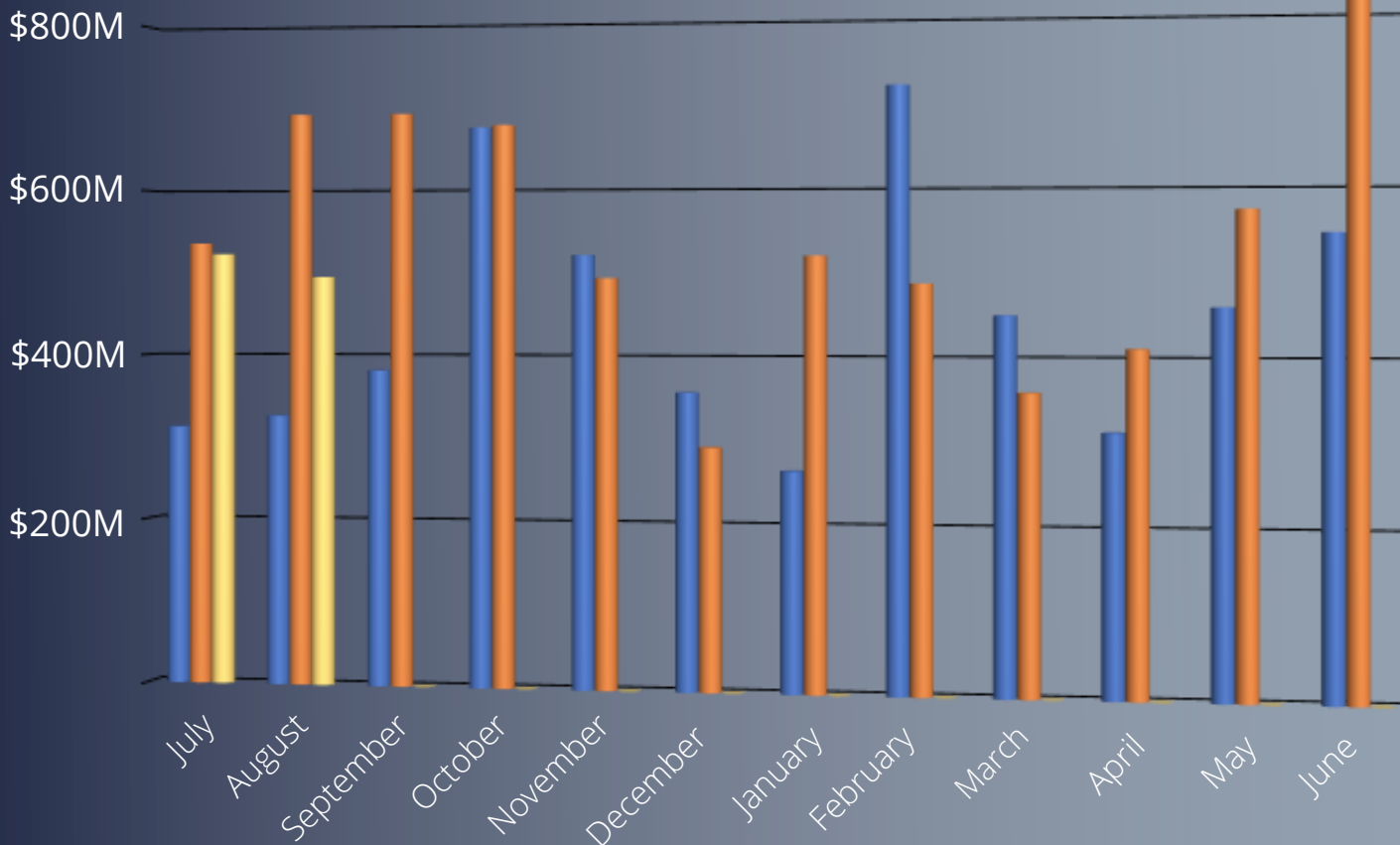
FY19: 1,221

FY20: 1,258

FY21: 1,285

Submissions By Amount

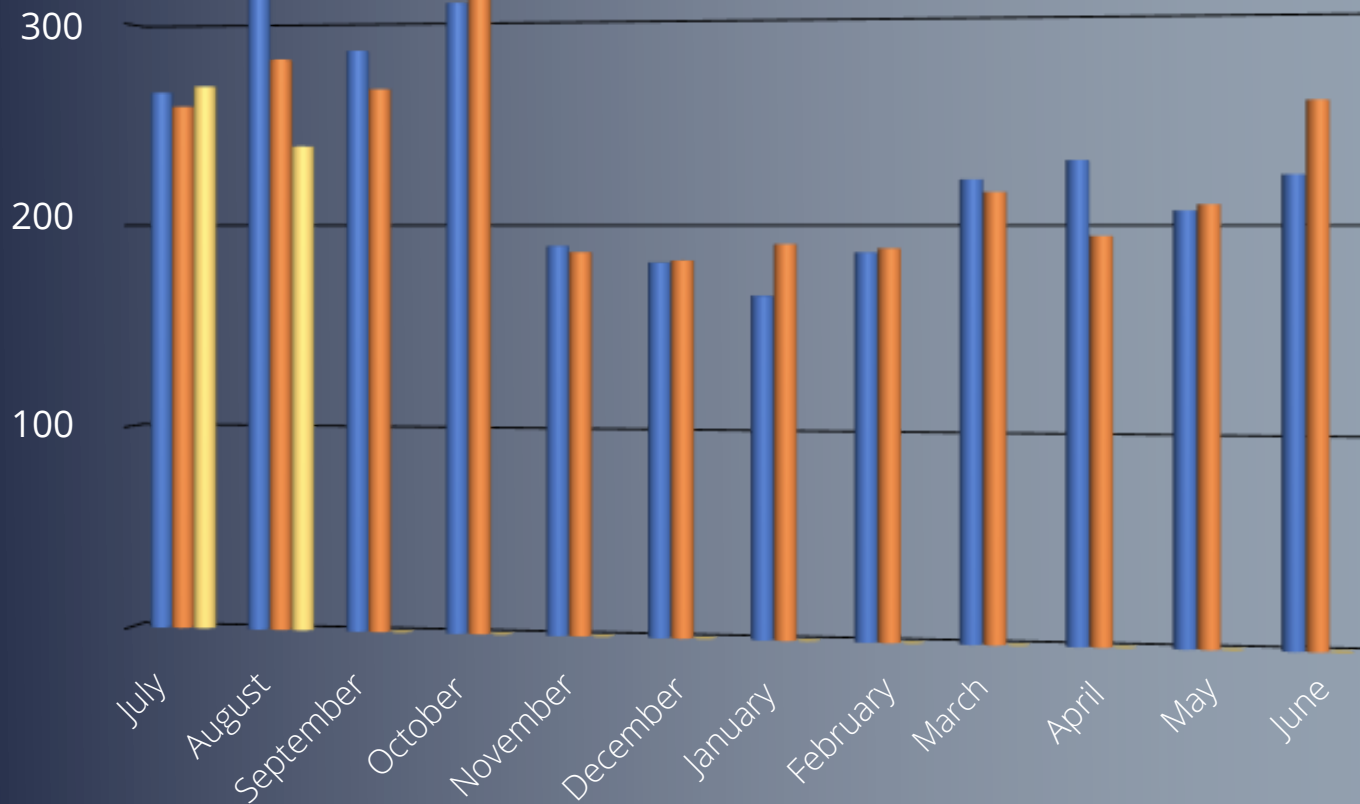
Year To Date



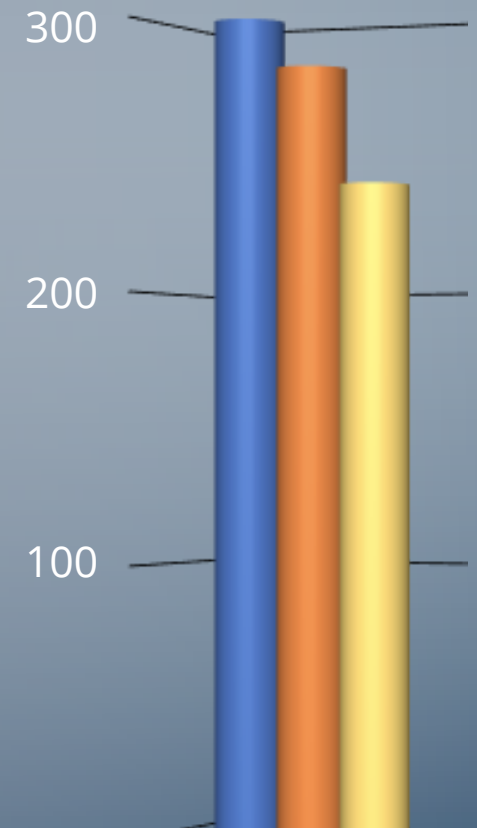
● 2019 ● 2020 ● 2021

FY19: \$638,414,916
 FY20: \$1,224,822,101
 FY21: \$1,016,705,154

Awards By Count



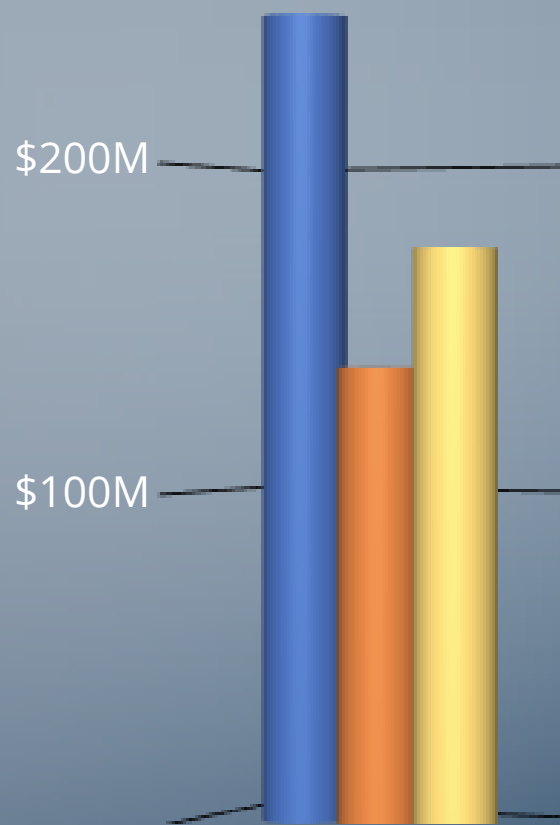
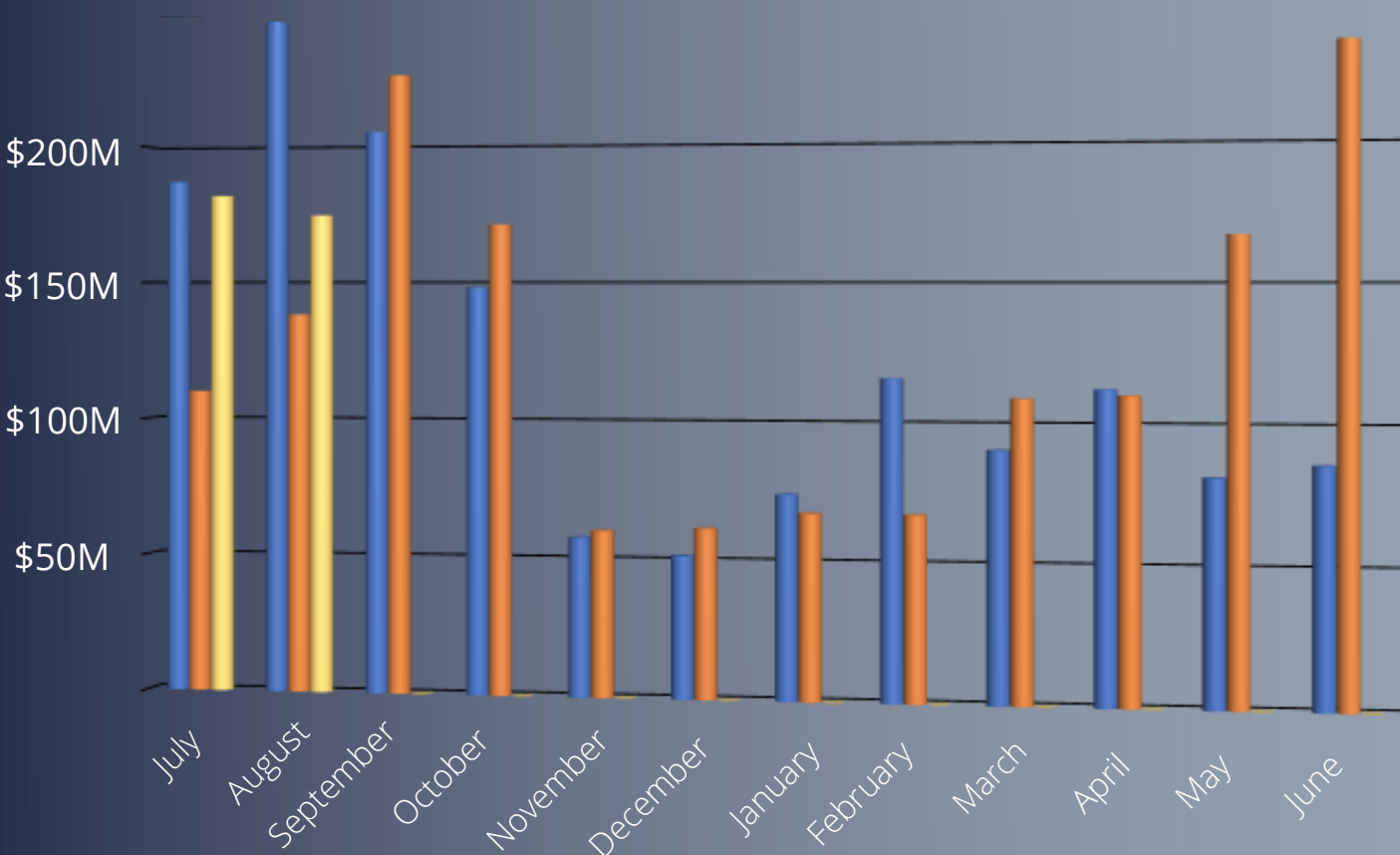
Year To Date



FY19: 579
FY20: 541
FY21: 508

Awards By Amount

Year To Date



Top 10 New Projects

August 2020

Principal Investigator	Department	Award Title	Sponsor	Award Sponsor Total	Estimated Award Duration (years)
Dittmar, Amy	Ofc Provost & Exec VP Acad Aff	COVID-19: State Appropriation of CARES CRF Funds	Michigan, State of, Technology, Management & Budget, Department of	\$36,084,600	0.8
Yung, Raymond	Institute of Gerontology	Claude D. Pepper Older Americans Independence Centers (OAICs) (P30)	Health and Human Services, Department of-National Institutes of Health	\$6,651,935	4.9
Dynarski, Susan	FSPF Educ Policy Initiative	Training Program in Causal Inference in Education Policy Research at the University of Michigan	Education, Department of	\$4,600,000	5.0
Freedman, Vicki	SRC-Demogr of Aging,Disab&Care	Michigan Center on the Demography of Aging	Health and Human Services, Department of-National Institutes of Health	\$3,773,851	4.9
Newman-Casey, Paula	Ophthalmology & Visual Science	Support, Educate, Empower: The SEE Personalized Glaucoma Coaching Trial	Health and Human Services, Department of-National Institutes of Health	\$3,680,473	5.0
Harris, Richard	Anesthesiology Department	Cannabinoid interactions with central and peripheral pain mechanisms in osteoarthritis of the knee	Health and Human Services, Department of-National Institutes of Health	\$3,489,509	5.0
Marcotte, John	ICPSR - Business and Collectio	Data Sharing and Archiving for Demographic Research	Health and Human Services, Department of-National Institutes of Health	\$3,285,795	4.7
Kotagal, Vikas	Neurology Department	Citalopram as a posterior cortical protective therapy in Parkinson disease	Health and Human Services, Department of-National Institutes of Health	\$3,255,012	4.7
Kerber, Kevin	Neurology Department	DIZZiness Treatment through Implementation & Clinical strategy Tactics (DIZZINCT-2) Project	Health and Human Services, Department of-National Institutes of Health	\$3,208,881	5.0
Lumeng, Julia	Pediatric - Psychology	The Development of Eating Behavior in Infancy: Associations with Behavior, Diet, and Growth to Age 6 years	Health and Human Services, Department of-National Institutes of Health	\$3,174,304	9.9