



U-M RESEARCH AWARD AND EXPENDITURES REPORT
SEPTEMBER 2020

**Received by the Regents
September 17, 2020**

This report summarizes the overall trends in grant and contract activity across all three campuses of the University of Michigan through the first month of Fiscal Year 2021, which ended July 31, 2020.

Total research expenditures in July totaled \$139.7 million, which is down 6 percent when compared to the first month of FY 2020. We expect the rate of expenditures to gradually recover as U-M continues to safely ramp up research and scholarship amid the rapidly changing COVID-19 pandemic.

The number of research submissions in July was down 6.8 percent, and the value of those submissions is down 2.5 percent when compared to the first month of FY 2020.


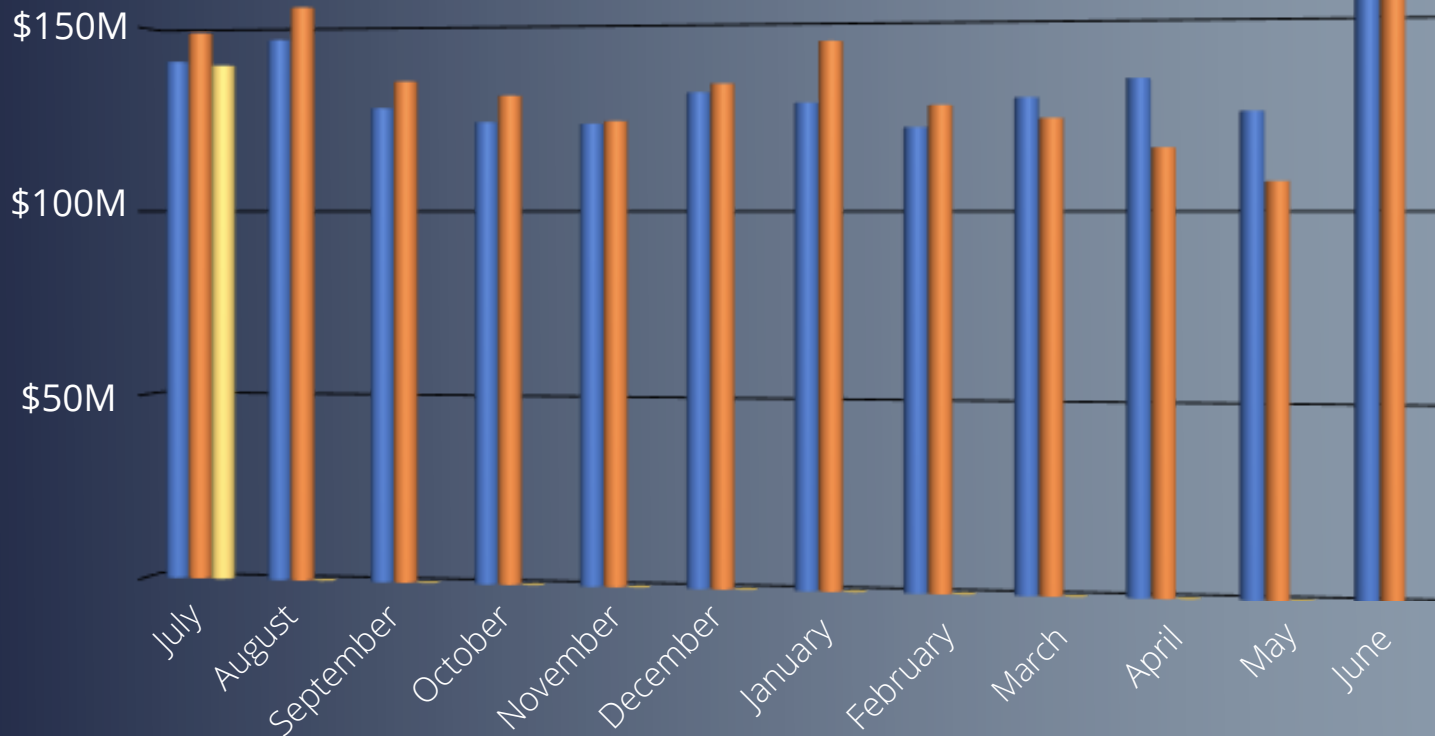
The number of new research awards from external sponsors through the first month of FY 2021 are up 3.9 percent, and their value increased by 65.4 percent when compared to July 2019. The value of U-M research awards in July 2019 was unusually low, based on university data.

Rebecca Cunningham, Vice President for Research

Craig Reynolds, Assistant Vice President for Research-Sponsored Projects

Expenditures

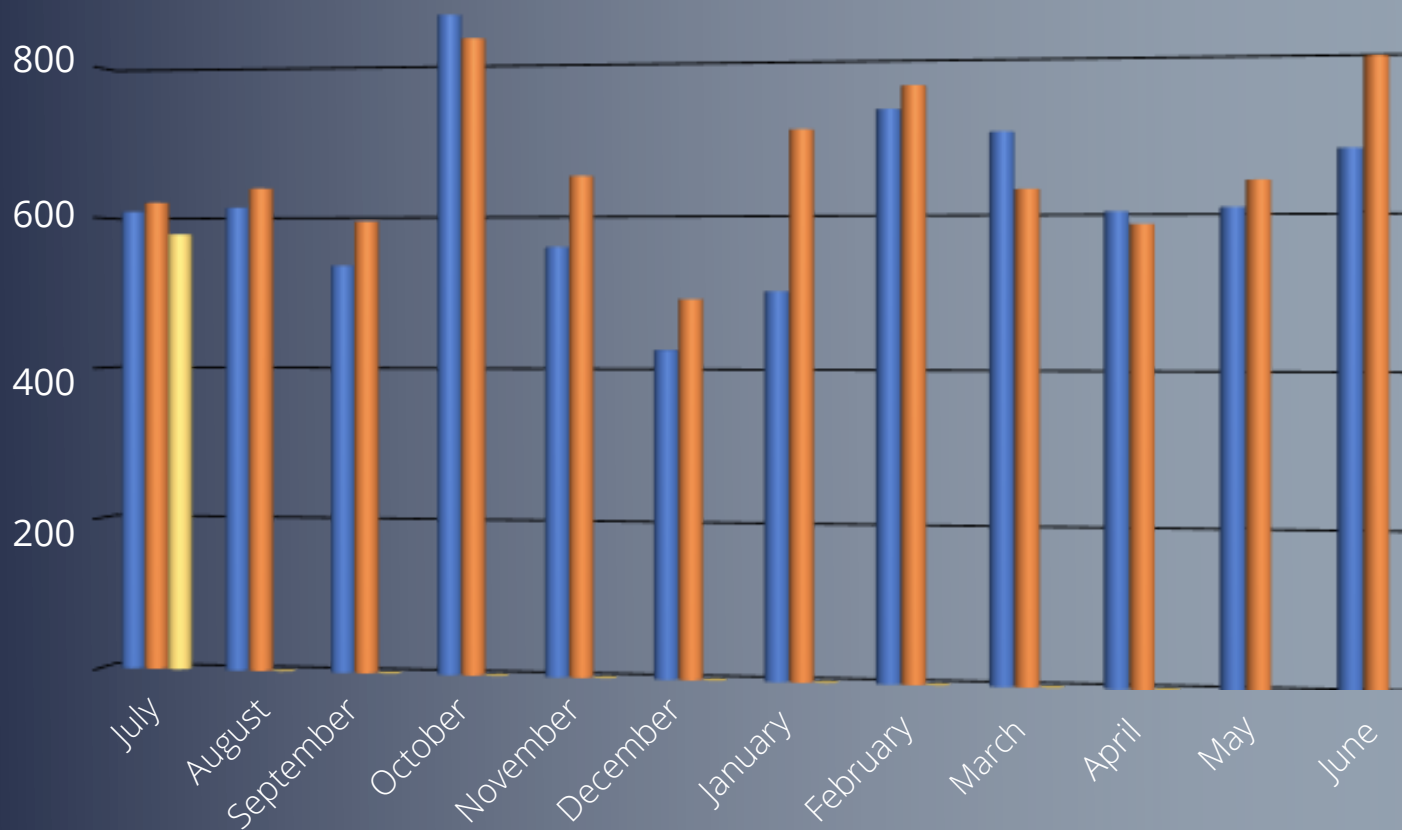
Year To Date




● 2019
 ● 2020
 ● 2021

FY19: \$140,821,863
 FY20: \$148,548,582
 FY21: \$139,704,254

Submissions By Count



Year To Date



● 2019

● 2020

● 2021

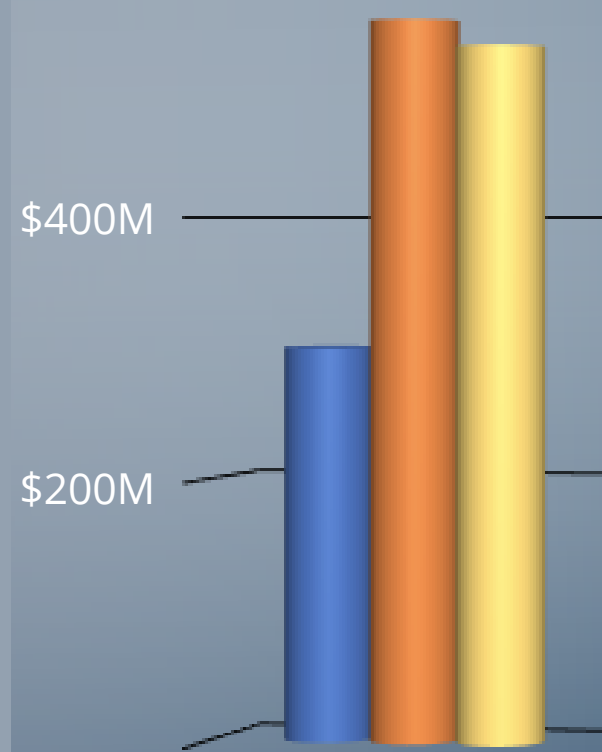
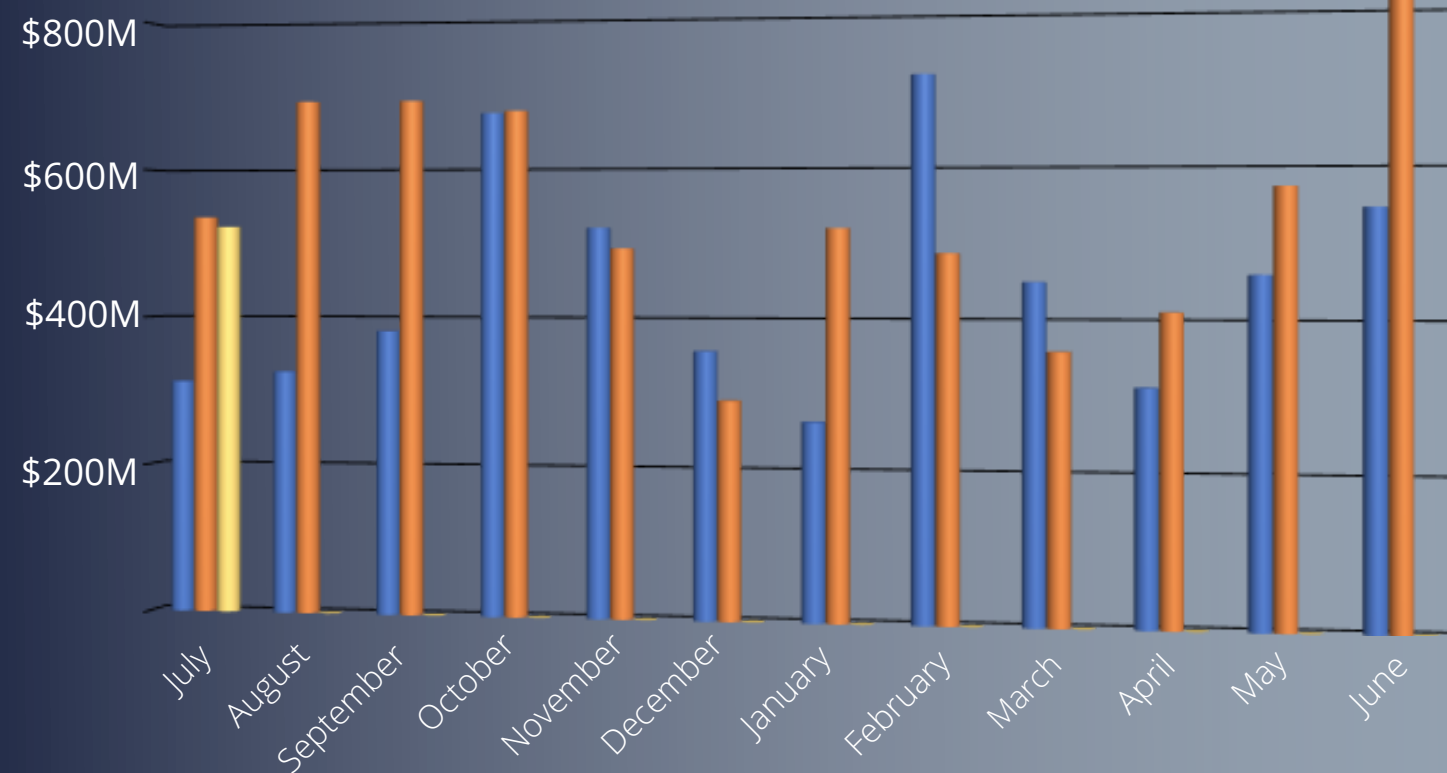
FY19: 608

FY20: 620

FY21: 578

Submissions By Amount

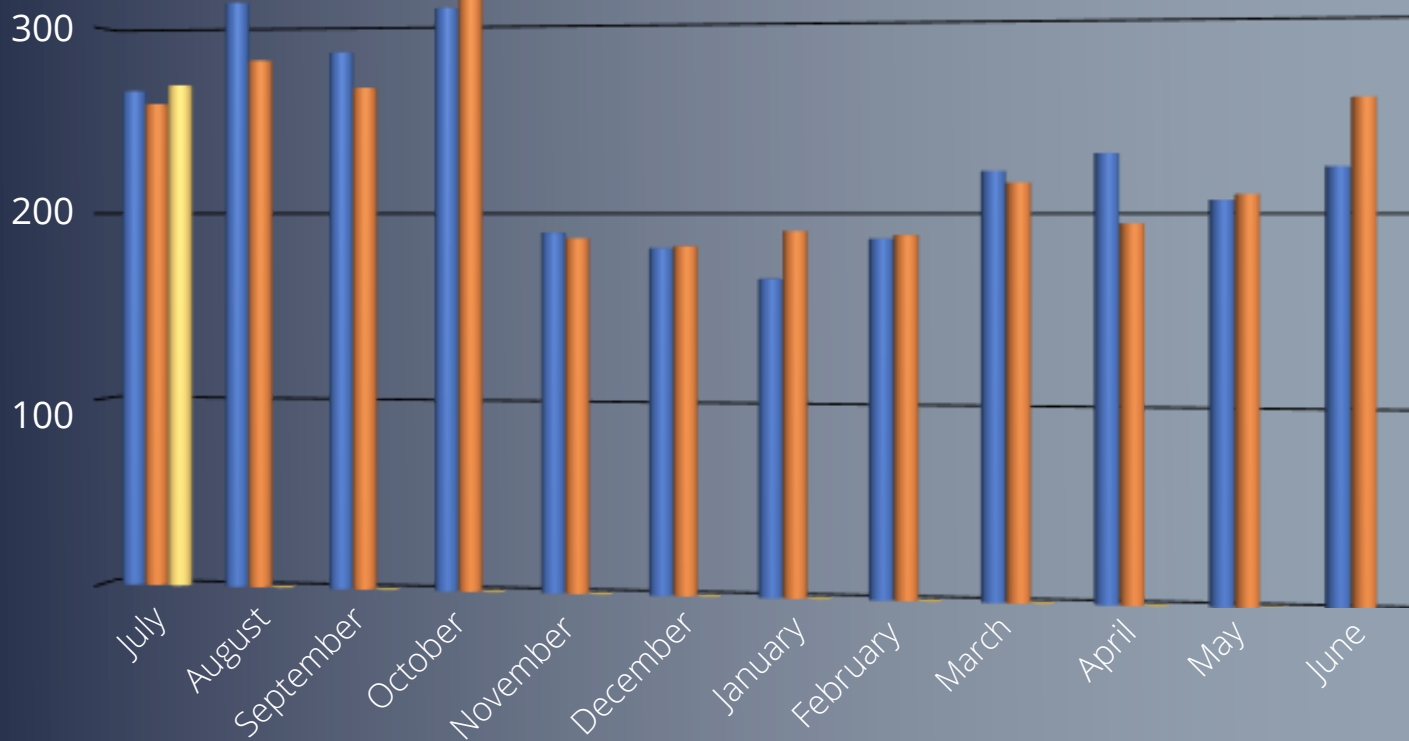
Year To Date



● 2019
 ● 2020
 ● 2021

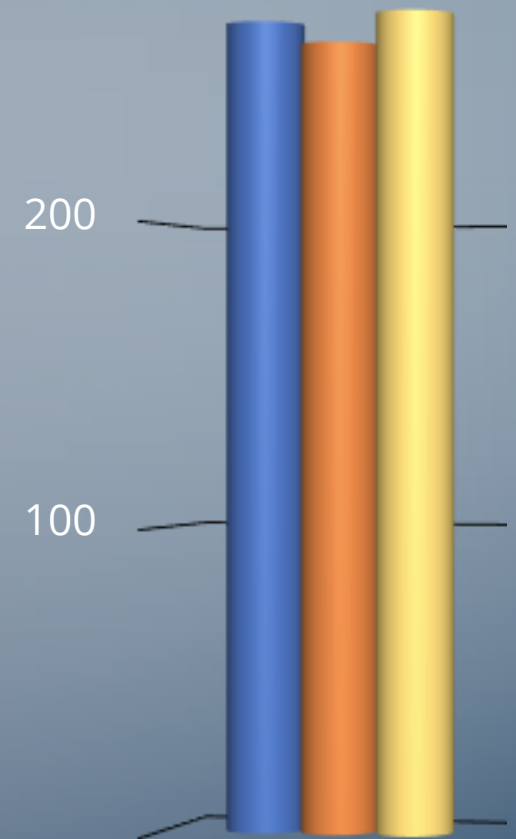
FY19: \$312,237,561
 FY20: \$535,316,059
 FY21: \$522,142,319

Awards By Count



● 2019 ● 2020 ● 2021

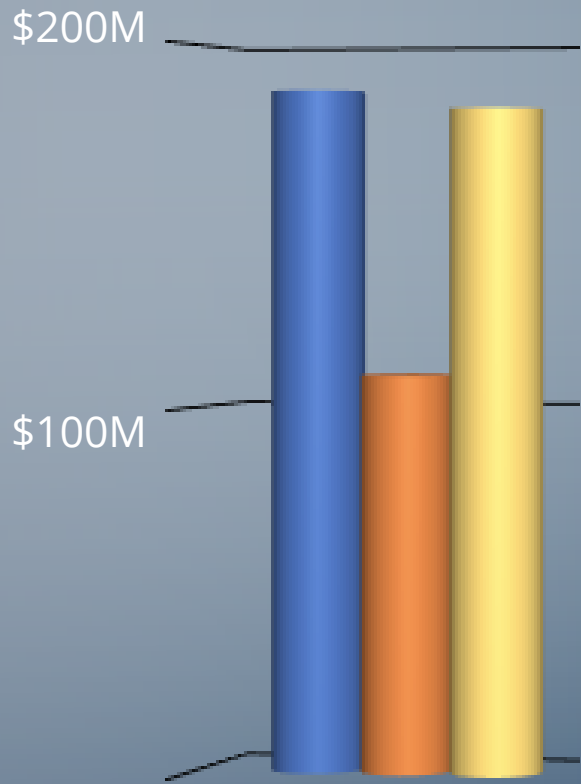
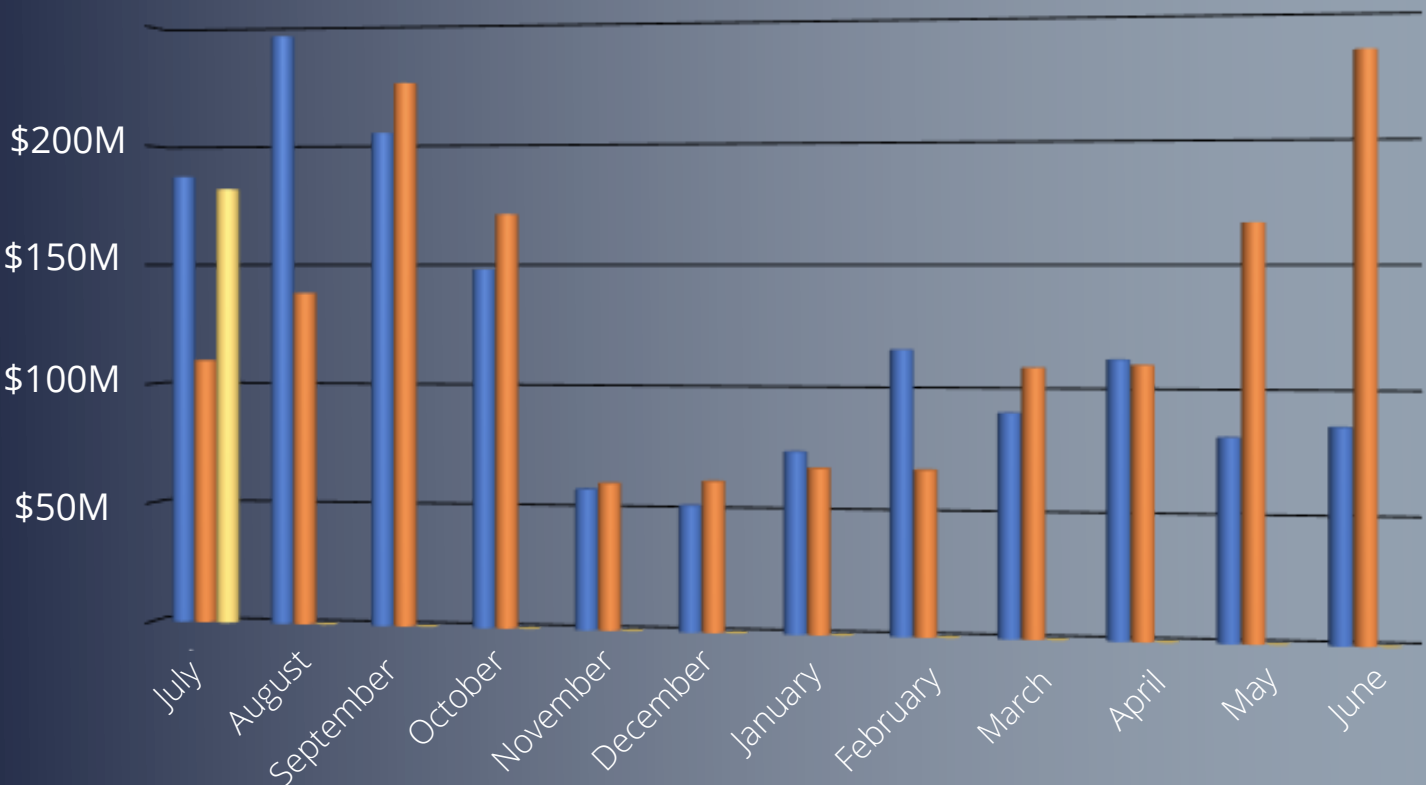
Year To Date



FY19: 266
FY20: 259
FY21: 269

Awards By Amount

Year To Date



● 2019
 ● 2020
 ● 2021

FY19: \$187,043,752
 FY20: \$109,922,791
 FY21: \$181,823,606

Top 10 New Projects

July 2020

Principal Investigator	Department	Award Title	Sponsor	Award Sponsor Total	Estimated Award Duration (years)
Alexander, Joseph	ICPSR - Director's Office	American Opportunity Study	Goldman Sachs Philanthropy Fund (GSPF)	\$8,000,000	5.0
Keller, Evan	Urology	The Biology of Prostate Cancer Skeletal Metastases	Health and Human Services, Department of-National Institutes of Health	\$7,440,901	4.9
Brenner, Dean	Int Med-Hematology/Oncology	Early Phase Clinical Cancer Prevention Consortium	Health and Human Services, Department of-National Institutes of Health	\$7,244,886	5.0
Collins, Kathleen	MSTP	Michigan Medical Scientist Training Program	Health and Human Services, Department of-National Institutes of Health	\$7,129,550	5.0
Seeley, Randy	Surgery Department	Michigan Nutrition Obesity Research Center	Health and Human Services, Department of-National Institutes of Health	\$5,321,490	5.0
Wang, Stewart	GSA - Administration (GSA/ADM)	PARADIGM - Crash Occupant Outcomes	General Motors Company (dba General Motors Holdings, LLC)	\$5,000,000	5.0
Bynum, Julie	Institute of Gerontology	Center to Accelerate Population Research in Alzheimer's (CAPRA)	Health and Human Services, Department of-National Institutes of Health	\$4,332,815	4.9
Lauring, Adam	Int Med-Infectious Diseases	Evolution and Transmission of Influenza Virus in Natural Human Infection	Health and Human Services, Department of-National Institutes of Health	\$3,640,340	5.0
Hornbacher, Noel	Dbn Financial Services	COVID 19: Institutional Portion of HEERF Formula Grants under the CARES Act - Dearborn	Education, Department of	\$3,494,564	1.0
Arvan, Peter	Metabolism, Endo & Diabetes	Secretory Pathway Protein Degradation Maintains Insulin Biogenesis + Secretion	Health and Human Services, Department of-National Institutes of Health	\$3,184,665	4.9