

**SUPPLEMENTAL AGENDA**  
**REGENTS OF THE UNIVERSITY OF MICHIGAN**  
**June 25, 2020**

**X. OTHER**

**Proposed budgets, housing rates and fees:**

**Revenue and Expenditure**

1.       ● Revenue and Expenditure Operating Budgets for FY 2020-2021

**Ann Arbor Campus**

2.       Ann Arbor FY 2020-2021 General Fund Operating Budget, Student Tuition and Fee Rates
3.       2020-2021 University Housing Residence Hall and Northwood Community Apartments Rates
4.       2020-2021 University Health Service Fee
5.       COVID fee
6.       2020-2021 Fee Assessments for Central Student Government (CSG), Student Legal Services (SLS), and School/College Governments
7.       Central Student Government (CSG) Financial Report (information only)

**Flint Campus**

8.       Flint Campus FY 2020-2021 General Fund Operating Budget, Student Tuition and Fee Rates
9.       2020-2021 University of Michigan-Flint Residence Hall Rates

**Dearborn Campus**

10.      Dearborn Campus FY 2020-2021 General Fund Operating Budget, Student Tuition and Fee Rates

**Clinical Enterprise UMHS/UM Health/MHC**

11.      FY 2021 UMHS and UM Health Operating Budgets

**Athletic Department**

12.      FY 2021 University of Michigan Athletic Department Operating Budget

THE UNIVERSITY OF MICHIGAN  
REGENTS COMMUNICATION

Not Approved by the Regents  
June 25, 2020

Approved by the Regents  
June 29, 2020

Action Item

**Subject:** FY 2020-2021 Budgets

**Action**

**Requested:** Approval of Revenue and Expenditure Operating Budgets for FY 2020-2021

**Background and Summary:**

The three campuses of the University of Michigan have developed budgets for the 2020-2021 fiscal year. At this time, we are presenting summary revenue and expenditure budgets for the General Fund, Designated Fund, Auxiliary Activities, and Expendable Restricted Fund. These budgets conform to all University policies.


**We recommend** that the following summary revenue and expenditure budgets be approved effective July 1, 2020 for the period July 1, 2020 through June 30, 2021.

<b><u>Revenue Budget:</u></b>	<b>Ann Arbor</b>	<b>Dearborn</b>	<b>Flint</b>	<b>Total</b>
General Fund	\$ 2,300,039	\$ 158,265	\$ 113,650	\$ 2,571,954
Designated Fund	195,653	520	745	196,918
Auxiliary Activities	5,259,348	1,220	5,254	5,265,822
Expendable Restricted	1,268,003	27,500	20,225	1,315,728
<b>Totals</b>	<b>\$ 9,023,042</b>	<b>\$ 187,505</b>	<b>\$ 139,874</b>	<b>\$ 9,350,421</b>

<b><u>Expenditure Budget:</u></b>	<b>Ann Arbor</b>	<b>Dearborn</b>	<b>Flint</b>	<b>Total</b>
General Fund	\$ 2,300,039	\$ 158,265	\$ 113,650	\$ 2,571,954
Designated Fund	195,653	520	745	196,918
Auxiliary Activities	5,275,252	1,220	5,254	5,281,726
Expendable Restricted	1,254,503	27,500	20,225	1,302,228
<b>Totals</b>	<b>\$ 9,025,447</b>	<b>\$ 187,505</b>	<b>\$ 139,874</b>	<b>\$ 9,352,826</b>

*Note: Budget amounts are shown in thousands. Detail may not add exactly to totals due to rounding.*


Respectfully Submitted,



**Susan M. Collins**  
Interim Provost and Executive  
Vice President for Academic Affairs



**Kevin P. Hegarty**  
Executive Vice President  
and Chief Financial Officer



**Marschall S. Runge**  
Executive Vice President  
for Medical Affairs and Dean of  
the Medical School

June 2020

THE UNIVERSITY OF MICHIGAN  
REGENTS COMMUNICATION

**Subject:** Proposed Ann Arbor fiscal year 2020-2021 General Fund  
Operating Budget and Student Tuition and Fee Rates

**Background:**

The attached document includes the fiscal year 2020-2021 General Fund budget proposal for the Ann Arbor campus. This budget proposal incorporates the proposed 2020-2021 student tuition and fee rates for the Ann Arbor campus as listed in the attached fee schedule.

Respectfully submitted,

A handwritten signature in black ink, appearing to read "Susan M. Collins". The signature is fluid and cursive, with the first name "Susan" and middle initial "M." written in a larger, more prominent script than the last name "Collins".

Susan M. Collins  
Interim Provost and Executive Vice President for Academic Affairs

June 25, 2020  
Attachments

## Executive Summary

The University of Michigan continues its focus on academic excellence and affordability in FY2021. The FY2021 budget recommendation is crafted to provide a balanced budget in challenging circumstances while meeting the university's top priorities.

Academic Excellence. Our FY2021 budget reflects careful planning to maintain UM's excellence in a constrained environment. Included are key investments in compliance, health and safety, and instructional technology.

Accessibility. The budget recommendation continues our commitment to provide all in-state students with a financial aid package that meets 100 percent of demonstrated financial need. Substantial aid is also available for out of state students.

Fiscal Discipline. The university's ongoing focus on cost containment is critical in the FY2021 budget. We have maintained our annual practice of discontinuing lower-priority activities and employing philanthropy to relieve general fund expenses. Furthermore, the university has responded to the unusual budget challenges posed by COVID-19 by taking additional bold steps to constrain costs.

Our budgetary goals are attainable with a modest undergraduate tuition increase of 1.9 percent. Tuition for most graduate programs would also increase 1.9 percent. A limited number of differential increases also are recommended for specific programs.

## Introduction & Context

The 2021 fiscal year general fund budget recommendation for University of Michigan-Ann Arbor maintains our longstanding focus on academic excellence, access and affordability, and fiscal discipline.

The context of the fiscal year 2021 budget is shaped by several factors:

The Global COVID-19 Pandemic. The pandemic brought about an abrupt change to university operations in March of 2020 and necessitated new strategic planning for a return to our usual activities in research, teaching, and service. Across campus, members of the UM community have invested significant time and effort in planning how to safely and effectively meet the challenges of the 2021 fiscal year. This budget aligns university resources with those plans.

FY2021 State Funding. At this time the FY2021 state appropriation has not been determined. Annual support from the state is critical to our budget, and increases in appropriations are typically allocated to help the university to meet mandatory and inflationary cost increases. This year, the state of Michigan anticipates a budget shortfall; a \$2.5 billion deficit in FY2020 and an expected shortfall of \$3 billion in the 2021 fiscal year. While we await a final appropriation decision we have modeled flat funding – no

change in funding from FY2020 levels. We remain hopeful the state can maintain its support for higher education.

Uncertainty about Enrollment. Several factors related to COVID-19 insert some uncertainty into our usual enrollment projections. We are currently modeling a modest decline in FY2021 enrollment, primarily related to visa and travel issues that may impede enrollment of our international students. The university has been working to address potential barriers to attendance wherever possible.

Ongoing Aid Initiatives. UM has made substantial commitments to keep UM affordable for Michigan families. This includes programs such as the Go Blue Guarantee. We recognize also that the economic downturn related to COVID-19 may have increased financial need for some families. The FY2021 budget includes funds to meet the growing costs of these commitments.

Compliance. UM's commitment to safety, integrity, and legal and regulatory compliance leads us to provide increased resources for these areas in FY2021. Even in a year where our spending is constrained, these costs are regarded as mandatory.

Cost Containment. Cost containment is an annual endeavor but the FY2021 budget reflects a series of new efforts to constrain costs. These require a shared sacrifice among faculty and staff and a deferral of some of our plans for new programs and capital improvements.

### **Investments in Academic Excellence**

UM stands as one of the world's leading teaching and research universities. We take seriously our responsibility to preserve the university's stature through investments that promote innovation and foster excellence.

When building the budget, our usual practice is to identify central allocations to units to support initiatives that further enhance the university's academic excellence. In FY2021, many of these funds are being held centrally until we have clarity on the level of our state appropriation and unit-level needs related to operations in the COVID-19 environment. Plans for distributing these funds will be developed during the fall 2020 term.

We have identified several key central investments that we can commit to now:

Compliance. The university operates in an increasing complex regulatory environment. We maintain an unwavering commitment to operating with accountability and maintaining a culture of compliance, integrity, and ethical conduct. Among our FY2021 investments are additional resources to support enhanced IT security, streamline compliance and disclosure requirements in research administration, and ensure that the university's digital resources are accessible to users.

Health and Safety. Pursuing UM’s goals and continuing our operations in a public health-informed manner requires new special measures and investments related to safety and health. These include materials and procedures for cleaning and disinfecting, protective equipment for faculty, staff, and students, and alterations to facilities such as partitions and shields.

Instructional Technology. The university’s ongoing investments in instructional technology played a vital role in enabling the university to deliver instruction remotely in FY2020; these technologies will also play an important strategic role in our ability to support student learning in FY2021. We anticipate additional investments in software that supports sharing and collaboration between students and faculty. Funds will also be allocated to technology & instructional design that will enable courses to be more effectively delivered online, or in a hybrid mode, meaning instruction may be accessible by students whether they are in the classroom or attending remotely. Other costs include providing improved technology to students with accessibility needs or limited financial means.

### **Access and Affordability**

The FY2021 budget proposal supports the university’s unflagging commitment to making a UM education accessible regardless of financial means.

Strengthening Socioeconomic Diversity. The budget includes continued funding for HAIL Scholarships, the Go Blue Guarantee, and Wolverine Pathways. Our financial aid commitments ensure that a UM degree is in reach for all families in the state of Michigan. The FY2021 budget recommendation includes a 5.6 percent increase in the undergraduate aid budget to ensure we can cover our aid commitments for all who qualify for the Go Blue Guarantee and other need-based aid. The budget also includes aid for nonresident families with need.

Net Price. Many students pay less than the published cost of attendance. “Net price” captures what families pay after grant aid has been applied. Our ongoing investments in the central financial aid budget over the past decade have allowed us to reduce the net price for families with need and decrease student debt at graduation.

Sticker Price. All in-state students, regardless of their aid status, qualify for a heavily discounted resident tuition rate. This makes the world-class UM experience a substantial bargain for Michigan families. Non-resident students are not entitled to the state-subsidized discount represented in our resident rates. However, the university weighs carefully the value of a UM degree, and nonresident tuition rates compare favorably to private peers. Our recommended modest 1.9 percent increase aligns with this tuition philosophy.

## **Fiscal Discipline**

The goals of this budget plan could not be attained without ongoing fiscal discipline. In a typical year, the university faces unavoidable cost increases in areas such as compliance, insurance, health care benefits and supplies. FY2021 is no exception, and these pressures are made more acute by new costs and revenue constraints related to COVID-19.

UM has long practice in mitigating these budget pressures through a focus on cost containment and a holistic approach to reducing the cost of operations so that academic excellence can be maintained. As part of the annual budget process, units across campus look at their operations each year to identify lower-priority activities, programs, and expenditures they can eliminate.

Balancing the FY2021 budget necessitates deeper cuts. In FY2021 UM will freeze salaries and will continue a hiring freeze for all but essential positions. Reduced hours and staff voluntary furloughs will yield addition savings. This is accompanied by other one-time savings such as postponing construction projects, salary reductions for top executives and eliminating expenditures in areas such as travel, professional development, and non-essential supplies.

Philanthropic giving continues to play an essential role in providing units the flexibility to shift costs off the general fund. Gift funds help cover a variety of costs, and will be especially important as UM provides safe options for engaged learning opportunities and provides aid that attracts the very best students to UM's campus.

Through these combined strategic efforts schools, colleges, and units across the campus have identified \$102 million in savings in FY2021, enabling us to meet increased costs while substantially reducing the pressure for higher tuition increases.

Finally, we wish to acknowledge the contribution of the CARES Act to the FY2021 budget. The one-time funding that is allocated for institutional use, amounting to \$12.6 million, will help the university meet a portion of its increases in costs due to COVID-19. This relieves some of the pressures on the FY2021 General Fund budget. The portion of funding allocated to students - another \$12.6 million - is being distributed directly to UM students as emergency grants.

## **Budgeted 2021 General Fund Revenues**

Components of the General Fund. The general fund is the primary source of support for the academic mission of the university. The general fund has three main sources: Tuition, the state appropriation, and indirect cost recovery on sponsored research. Indirect cost recovery pays specifically for the indirect costs of research, so it cannot be allocated for other uses. Amidst the uncertainty from no state appropriations decision at the time of our budget development, the university is tentatively planning on a FY2021 state appropriation of \$325.5 million, unchanged from FY2020 funding.

Tuition is, in most years, the last part of the budget to be determined. The university models expected tuition revenue based on projected enrollment and residency, and proposes the lowest tuition rate increases necessary to meet the university's priorities, preserve its excellence, and maintain fiscal stability.

Moderate Increases in Tuition. The budget recommends a lower-division, undergraduate tuition increase of \$290 a year – 1.9 percent – for in-state students. The increase for out-of-state undergraduate students would also be 1.9 percent. Tuition for most graduate programs would increase 1.9 percent. A limited number of differential increases also are recommended for specific programs (See Tuition and Fee Schedule). Our aid policies mean that most in-state undergraduates with need will experience no net increase in tuition costs.

Additionally, in FY2021 all students will be levied a \$50-per-term COVID-19 fee. Revenue from the fee will assist in covering the costs of testing and other health and safety-related services associated with the pandemic.

## Summary

The budget recommendation for the Ann Arbor campus is a balanced spending plan reflecting critical stewardship in a time of fiscal uncertainty. The proposed FY2021 budget aims to provide the resources necessary to continue the academic excellence of this world-class institution while protecting health and safety and maintaining accessibility and affordability for students.

The \$2.30 billion FY2021 general fund budget, detailed in Table 1, is based on a state appropriation of \$325.5 million, \$102 million in cost containment and a recommended undergraduate tuition increase of 1.9 percent with an increase for most graduate programs of 1.9 percent.

The proposed budget gives top priority to the university's essential missions in education, research and public service by directing needed resources as much as possible to our academic units. We anticipate making further allocations to these units; at the time of this budget proposal we are holding certain operating funds centrally until we have clarity on the level of our state appropriation and the specific needs of units. We will use resources thoughtfully and strategically to protect and enhance the quality of the education and experience we deliver.

The stability of this budget reflects the hard work and dedication of faculty and staff across the university, at all levels, who have put forth extraordinary effort to ensure that UM can operate under new constraints imposed by a global pandemic. With our combined stewardship, UM can continue to deliver a quality educational experience and pursue the groundbreaking research and discovery upon which the state, nation, and world depend.



**Table 1**

**FY 2021 Proposed General Fund Budget**

**Table 1**  
**The University of Michigan - Ann Arbor**  
**Proposed General Fund Budget**  
**Fiscal Year 2020-21**

	FY 2020 Adjusted Budget *	Recommended Change	FY 2021 Budget	% Change	Average Annualized Three-Year % Change
<b>Revenue Budgets</b>					
State Appropriation	325,531,500	0	325,531,500	0.0%	1.1%
Tuition and Fees	1,694,487,152	7,720,881	1,702,208,033	0.5%	4.5%
Indirect Cost Recovery	277,117,179	(13,062,971)	264,054,208	-4.7%	3.4%
Other Revenue	10,745,000	(2,500,000)	8,245,000	-23.3%	-6.5%
<b>Total Revenues</b>	<b>2,307,880,831</b>	<b>(7,842,090)</b>	<b>2,300,038,741</b>	<b>-0.3%</b>	<b>3.8%</b>
<b>Expenditure Budgets by Unit</b>					
A. Alfred Taubman College of Architecture & Urban Planning	21,569,948	(4,442,219)	17,127,729	-20.6%	-8.3%
Penny W. Stamps School of Art & Design	14,882,467	157,792	15,040,259	1.1%	5.4%
Stephen M. Ross School of Business	124,277,659	(18,629,336)	105,648,323	-15.0%	0.6%
School of Dentistry	37,662,391	(62,716)	37,599,675	-0.2%	2.6%
School of Education	19,190,878	(2,030,125)	17,160,753	-10.6%	-2.9%
College of Engineering	249,327,952	2,256,632	251,584,584	0.9%	3.3%
School of Information	30,860,061	797,082	31,657,143	2.6%	11.2%
School of Kinesiology	19,975,424	(1,398,947)	18,576,477	-7.0%	4.1%
Law School	54,432,078	2,317,779	56,749,857	4.3%	8.4%
College of Literature, Science and the Arts	448,200,491	880,184	449,080,675	0.2%	3.6%
Medical School	106,167,086	(21,504,993)	84,662,093	-20.3%	-0.1%
School of Music, Theatre & Dance	41,184,320	(2,735,566)	38,448,754	-6.6%	-1.1%
School for Environment and Sustainability	19,689,138	1,151,738	20,840,876	5.8%	14.3%
School of Nursing	23,420,699	1,877,437	25,298,136	8.0%	9.1%
College of Pharmacy	19,583,268	816,246	20,399,514	4.2%	3.9%
School of Public Health	47,672,854	(3,956,626)	43,716,228	-8.3%	4.7%
Gerald R. Ford School of Public Policy	15,988,695	(2,310,909)	13,677,786	-14.5%	1.1%
School of Social Work	26,320,778	(670,993)	25,649,785	-2.5%	2.3%
Horace H. Rackham School of Graduate Studies	10,492,990	(89,554)	10,403,436	-0.9%	1.9%
Library and University Academic Units	79,680,322	(229,786)	79,450,536	-0.3%	2.7%
Research Units	6,393,675	(490,236)	5,903,439	-7.7%	0.4%
Departmental Activities	9,300,000	(2,500,000)	6,800,000	-26.9%	-4.9%
Academic Program Support	86,556,083	23,163,959	109,720,042	26.8%	6.9%
Capital Renewal Fund	50,669,598	656,493	51,326,091	1.3%	1.8%
<b>TOTAL ACADEMIC UNITS</b>	<b>1,563,498,855</b>	<b>(26,976,664)</b>	<b>1,536,522,191</b>	<b>-1.7%</b>	<b>3.3%</b>
President	2,470,897	(24,709)	2,446,188	-1.0%	1.2%
Provost & Executive Vice President for Academic Affairs	40,440,337	(148,090)	40,292,247	-0.4%	2.6%
Executive Vice President & Chief Financial Officer	134,123,327	220,082	134,343,409	0.2%	3.1%
Division of Public Safety & Security	12,472,802	(96,977)	12,375,825	-0.8%	3.2%
Vice President for Communications	8,128,836	(81,288)	8,047,548	-1.0%	2.6%
Vice President & General Counsel	4,785,720	(47,857)	4,737,863	-1.0%	2.7%
Vice President for Government Relations	3,221,654	(32,217)	3,189,437	-1.0%	4.2%
Vice President for Information Technology & Chief Information Officer	57,215,550	(503,146)	56,712,404	-0.9%	1.5%
Vice President for Research - Support Units	29,964,919	(299,121)	29,665,798	-1.0%	1.6%
Vice President & Secretary of the University	912,291	(9,123)	903,168	-1.0%	2.9%
Vice President for Student Life	21,694,360	51,676	21,746,036	0.2%	2.4%
<b>TOTAL EXECUTIVE OFFICER AND SERVICE UNITS</b>	<b>315,430,693</b>	<b>(970,770)</b>	<b>314,459,923</b>	<b>-0.3%</b>	<b>2.5%</b>
Rackham Financial Aid	58,324,974	1,108,175	59,433,149	1.9%	2.8%
Undergraduate Financial Aid	228,601,518	12,807,434	241,408,952	5.6%	11.0%
<b>TOTAL CENTRAL FINANCIAL AID</b>	<b>286,926,492</b>	<b>13,915,609</b>	<b>300,842,101</b>	<b>4.8%</b>	<b>9.1%</b>
General University Support	42,972,602	3,936,469	46,909,071	9.2%	5.7%
Utilities	68,761,809	1,539,526	70,301,335	2.2%	1.2%
Insurance	11,308,107	1,172,370	12,480,477	10.4%	10.6%
North Campus Research Complex	16,571,750	(844,215)	15,727,535	-5.1%	-0.8%
Legal and Professional Fees	369,031	0	369,031	0.0%	0.0%
Ceremonial and Presidential Events	1,441,492	(14,415)	1,427,077	-1.0%	21.4%
Staff Benefits Pool	600,000	400,000	1,000,000	66.7%	18.6%
<b>TOTAL UNIVERSITY ITEMS</b>	<b>142,024,791</b>	<b>6,189,735</b>	<b>148,214,526</b>	<b>4.4%</b>	<b>3.2%</b>
<b>Total Expenditures</b>	<b>2,307,880,831</b>	<b>(7,842,090)</b>	<b>2,300,038,741</b>	<b>-0.3%</b>	<b>3.8%</b>

\* Transfers between units are incorporated in the FY 2020 adjusted budget

## **FY 2021 Student Tuition and Fee Rates**

**The University of Michigan- Ann Arbor**  
**Tuition and Fees Schedule**

	Current Tuition Rates Per Term Fall 2019	Proposed Tuition Rates Per Term Fall 2020	Proposed Change in Tuition Rates		Current Tuition & Required Fees Per Term* Fall 2019	Proposed Tuition & Required Fees Per Term* Fall 2020	Proposed Change in Tuition and All Required Fees	
			\$	%			\$	%
<b>UNDERGRADUATE RESIDENT</b>								
Lower Division **	\$7,615	\$7,760	\$145	1.9%	\$7,779	\$7,974	\$195	2.5%
Stephen M. Ross School of Business	8,083	8,237	154	1.9%	8,247	8,451	204	2.5%
Dentistry	7,759	7,906	147	1.9%	7,923	8,120	197	2.5%
Engineering	8,156	8,311	155	1.9%	8,320	8,525	205	2.5%
Kinesiology	8,041	8,194	153	1.9%	8,205	8,408	203	2.5%
Music, Theatre and Dance	7,923	8,074	151	1.9%	8,087	8,288	201	2.5%
Upper Division **	8,597	8,760	163	1.9%	8,761	8,974	213	2.4%
Stephen M. Ross School of Business	10,240	10,435	195	1.9%	10,404	10,649	245	2.4%
Dentistry	8,747	8,913	166	1.9%	8,911	9,127	216	2.4%
Engineering	10,565	10,766	201	1.9%	10,729	10,980	251	2.3%
Kinesiology	9,243	9,419	176	1.9%	9,407	9,633	226	2.4%
Music, Theatre and Dance	8,903	9,072	169	1.9%	9,067	9,286	219	2.4%
<b>UNDERGRADUATE NON-RESIDENT</b>								
Lower Division **	25,436	25,919	483	1.9%	25,600	26,133	533	2.1%
Stephen M. Ross School of Business	25,868	26,359	491	1.9%	26,032	26,573	541	2.1%
Dentistry	25,586	26,072	486	1.9%	25,750	26,286	536	2.1%
Engineering	25,586	26,072	486	1.9%	25,750	26,286	536	2.1%
Kinesiology	27,050	27,564	514	1.9%	27,214	27,778	564	2.1%
Music, Theatre and Dance	25,776	26,266	490	1.9%	25,940	26,480	540	2.1%
Upper Division **	27,233	27,750	517	1.9%	27,397	27,964	567	2.1%
Stephen M. Ross School of Business	28,966	29,516	550	1.9%	29,130	29,730	600	2.1%
Dentistry	27,389	27,909	520	1.9%	27,553	28,123	570	2.1%
Engineering	28,732	29,278	546	1.9%	28,896	29,492	596	2.1%
Kinesiology	29,558	30,120	562	1.9%	29,722	30,334	612	2.1%
Music, Theatre and Dance	27,571	28,095	524	1.9%	27,735	28,309	574	2.1%

\* Rates per term include \$185.00 Infrastructure Maintenance Fee; Health Service Fee of \$202.39 (\$198.62 in Fall 2019); \$80.00 Registration Fee; \$65.00 University Unions and Recreational Sports Facility Improvement Fee; \$9.19 Central Student Government Fee; \$8.50 Student Legal Services Fee; a \$1.50 School/College Government Fee; and a \$50.00 COVID-19 Health and Safety Fee (new Fall 2020).

\*\* Includes A. Alfred Taubman College of Architecture & Urban Planning; Penny W. Stamps School of Art and Design; Literature Science, and the Arts; Nursing; and Pharmacy. For upper division only, includes Education; Information; Medicine; Gerald R. Ford School of Public Policy; and Public Health.

**The University of Michigan- Ann Arbor**  
**Tuition and Fees Schedule**

	Current Tuition Rates Per Term Fall 2019	Proposed Tuition Rates Per Term Fall 2020	Proposed Change in Tuition Rates		Current Tuition & Required Fees Per Term* Fall 2019	Proposed Tuition & Required Fees Per Term* Fall 2020	Proposed Change in Tuition and All Required Fees	
			\$	%			\$	%
UNDERGRADUATE INTERNATIONAL								
Lower Division **	\$25,436	\$25,919	\$483	1.9%	\$26,100	\$26,633	\$533	2.0%
Stephen M. Ross School of Business	25,868	26,359	491	1.9%	26,532	27,073	541	2.0%
Dentistry	25,586	26,072	486	1.9%	26,250	26,786	536	2.0%
Engineering	25,586	26,072	486	1.9%	26,250	26,786	536	2.0%
Kinesiology	27,050	27,564	514	1.9%	27,714	28,278	564	2.0%
Music, Theatre and Dance	25,776	26,266	490	1.9%	26,440	26,980	540	2.0%
Upper Division **	27,233	27,750	517	1.9%	27,897	28,464	567	2.0%
Stephen M. Ross School of Business	28,966	29,516	550	1.9%	29,630	30,230	600	2.0%
Dentistry	27,389	27,909	520	1.9%	28,053	28,623	570	2.0%
Engineering	28,732	29,278	546	1.9%	29,396	29,992	596	2.0%
Kinesiology	29,558	30,120	562	1.9%	30,222	30,834	612	2.0%
Music, Theatre and Dance	27,571	28,095	524	1.9%	28,235	28,809	574	2.0%

\* Rates per term include \$185.00 Infrastructure Maintenance Fee; Health Service Fee of \$202.39 (\$198.62 in Fall 2019); \$80.00 Registration Fee; \$65.00 University Unions and Recreational Sports Facility Improvement Fee; \$9.19 Central Student Government Fee; \$8.50 Student Legal Services Fee; a \$1.50 School/College Government Fee; a \$500.00 International Fee for enrolled students with F or J visa status; and a \$50.00 COVID-19 Health and Safety Fee (new Fall 2020).

\*\* Includes A. Alfred Taubman College of Architecture & Urban Planning; Penny W. Stamps School of Art and Design; Literature Science, and the Arts; Nursing; and Pharmacy. For upper division only, includes Education; Information; Medicine; Gerald R. Ford School of Public Policy; and Public Health.

**The University of Michigan- Ann Arbor**  
**Tuition and Fees Schedule**

	Current Tuition Rates Per Term Fall 2019	Proposed Tuition Rates Per Term Fall 2020	Proposed Change in Tuition Rates		Current Tuition & Required Fees Per Term* Fall 2019	Proposed Tuition & Required Fees Per Term* Fall 2020	Proposed Change in Tuition and All Required Fees	
			\$	%			\$	%
<b>GRADUATE RESIDENT</b>								
A. Alfred Taubman College of Architecture & Urban Planning								
Master of Architecture	\$15,565	\$15,861	\$296	1.9%	\$15,729	\$16,075	\$346	2.2%
All other programs	15,565	15,861	296	1.9%	15,729	16,075	346	2.2%
Penny W. Stamps School of Art and Design	12,177	12,408	231	1.9%	12,341	12,622	281	2.3%
Stephen M. Ross School of Business								
M.B.A.**	33,024	33,024	0	0.0%	33,188	33,238	50	0.2%
Master's of Accounting	24,500	24,500	0	0.0%	24,664	24,714	50	0.2%
Pre-candidate	12,452	12,689	237	1.9%	12,616	12,903	287	2.3%
Dentistry								
D.D.S. Cohorts D4	14,129	14,397	268	1.9%	14,293	14,611	318	2.2%
D.D.S. Cohort D1-D3	15,462	16,423	961	6.2%	15,626	16,637	1,011	6.5%
Master's	9,034	9,206	172	1.9%	9,198	9,420	222	2.4%
Pre-candidate	13,473	13,729	256	1.9%	13,637	13,943	306	2.2%
Education	12,177	12,408	231	1.9%	12,341	12,622	281	2.3%
Engineering								
Professional	13,975	14,241	266	1.9%	14,139	14,455	316	2.2%
Pre-candidate	13,601	13,859	258	1.9%	13,765	14,073	308	2.2%
Information	11,945	12,172	227	1.9%	12,109	12,386	277	2.3%
Kinesiology	12,975	13,222	247	1.9%	13,139	13,436	297	2.3%
Law	30,763	31,840	1,077	3.5%	30,927	32,054	1,127	3.6%
Literature, Science & the Arts	11,945	12,172	227	1.9%	12,109	12,386	277	2.3%
Medicine								
M.D.	19,708	20,694	986	5.0%	19,872	20,908	1,036	5.2%
Master's of Health Professions Education***	8,737	8,903	166	1.9%	8,901	9,117	216	2.4%
Pre-candidate	11,968	12,195	227	1.9%	12,132	12,409	277	2.3%
Music, Theatre and Dance								
M.M. and Spec.M.	12,496	12,733	237	1.9%	12,660	12,947	287	2.3%
M.A., M.F.A., and Pre-candidate	12,177	12,408	231	1.9%	12,341	12,622	281	2.3%
Environment and Sustainability	11,787	12,011	224	1.9%	11,951	12,225	274	2.3%
Nursing	12,316	12,550	234	1.9%	12,480	12,764	284	2.3%
Pharmacy								
Pharm.D.	15,946	16,249	303	1.9%	16,110	16,463	353	2.2%
Pre-candidate	11,945	12,172	227	1.9%	12,109	12,386	277	2.3%
Public Health	14,861	15,143	282	1.9%	15,025	15,357	332	2.2%
Gerald R. Ford School of Public Policy	13,968	14,736	768	5.5%	14,132	14,950	818	5.8%
Rackham Interdepartmental Programs	11,945	12,172	227	1.9%	12,109	12,386	277	2.3%
Social Work	14,330	14,602	272	1.9%	14,494	14,816	322	2.2%

\* Rates per term include \$185.00 Infrastructure Maintenance Fee; Health Service Fee of \$202.39 (\$198.62 in Fall 2019); \$80.00 Registration Fee; \$65.00 University Unions and Recreational Sports Facility Improvement Fee; \$9.19 Central Student Government Fee; \$8.50 Student Legal Services Fee; a \$1.50 School/College Government Fee; and a \$50.00 COVID-19 Health and Safety Fee (new Fall 2020).

\*\* Rates for the Weekend and Evening MBA programs include all required fees listed above, excluding the Health Service Fee of \$202.39 (\$198.62 in Fall 2019).

\*\*\* Rates per term include all required fees listed above, excluding the Health Service Fee of \$202.39 (\$198.62 in Fall 2019).

**The University of Michigan- Ann Arbor**  
**Tuition and Fees Schedule**

	Current Tuition Rates Per Term Fall 2019	Proposed Tuition Rates Per Term Fall 2020	Proposed Change in Tuition Rates		Current Tuition & Required Fees Per Term* Fall 2019	Proposed Tuition & Required Fees Per Term* Fall 2020	Proposed Change in Tuition and All Required Fees	
			\$	%			\$	%
<b>GRADUATE NON-RESIDENT</b>								
A. Alfred Taubman College of Architecture & Urban Planning								
Master of Architecture	\$23,793	\$24,245	\$452	1.9%	\$23,957	\$24,459	\$502	2.1%
All other programs	22,777	23,210	433	1.9%	22,941	23,424	483	2.1%
Penny W. Stamps School of Art and Design	24,591	25,058	467	1.9%	24,755	25,272	517	2.1%
Stephen M. Ross School of Business								
M.B.A.**	35,524	35,524	0	0.0%	35,688	35,738	50	0.1%
Master's of Accounting	27,000	27,000	0	0.0%	27,164	27,214	50	0.2%
Pre-candidate	24,855	25,327	472	1.9%	25,019	25,541	522	2.1%
Dentistry								
D.D.S. Cohorts D4	22,089	22,509	420	1.9%	22,253	22,723	470	2.1%
D.D.S. Cohort D1-D3	22,089	22,509	420	1.9%	22,253	22,723	470	2.1%
Master's	15,388	15,680	292	1.9%	15,552	15,894	342	2.2%
Pre-candidate	24,677	25,146	469	1.9%	24,841	25,360	519	2.1%
Education	24,591	25,058	467	1.9%	24,755	25,272	517	2.1%
Engineering								
Professional	25,986	26,480	494	1.9%	26,150	26,694	544	2.1%
Pre-candidate	25,563	26,049	486	1.9%	25,727	26,263	536	2.1%
Information	24,102	24,560	458	1.9%	24,266	24,774	508	2.1%
Kinesiology	26,352	26,853	501	1.9%	26,516	27,067	551	2.1%
Law	32,263	33,340	1,077	3.3%	32,427	33,554	1,127	3.5%
Literature, Science & the Arts	24,102	24,560	458	1.9%	24,266	24,774	508	2.1%
Medicine								
M.D.	29,367	29,925	558	1.9%	29,531	30,139	608	2.1%
Master's of Health Professions Education***	9,545	9,726	181	1.9%	9,709	9,940	231	2.4%
Pre-candidate	24,152	24,611	459	1.9%	24,316	24,825	509	2.1%
Music, Theatre and Dance								
M.M. and Spec.M.	24,911	25,384	473	1.9%	25,075	25,598	523	2.1%
M.A., M.F.A., and Pre-candidate	24,591	25,058	467	1.9%	24,755	25,272	517	2.1%
Environment and Sustainability	23,335	23,778	443	1.9%	23,499	23,992	493	2.1%
Nursing	24,870	25,343	473	1.9%	25,034	25,557	523	2.1%
Pharmacy								
Pharm.D.	18,764	19,121	357	1.9%	18,928	19,335	407	2.2%
Pre-candidate	24,102	24,560	458	1.9%	24,266	24,774	508	2.1%
Public Health	24,548	25,014	466	1.9%	24,712	25,228	516	2.1%
Gerald R. Ford School of Public Policy	24,812	25,283	471	1.9%	24,976	25,497	521	2.1%
Rackham Interdepartmental Programs	24,102	24,560	458	1.9%	24,266	24,774	508	2.1%
Social Work	22,951	23,387	436	1.9%	23,115	23,601	486	2.1%

\* Rates per term include \$185.00 Infrastructure Maintenance Fee; Health Service Fee of \$202.39 (\$198.62 in Fall 2019); \$80.00 Registration Fee; \$65.00 University Unions and Recreational Sports Facility Improvement Fee; \$9.19 Central Student Government Fee; \$8.50 Student Legal Services Fee; a \$1.50 School/College Government Fee; and a \$50.00 COVID-19 Health and Safety Fee (new Fall 2020).

\*\* Rates for the Weekend and Evening MBA programs include all required fees listed above, excluding the Health Service Fee of \$202.39 (\$198.62 in Fall 2019).

\*\*\* Rates per term include all required fees listed above, excluding the Health Service Fee of \$202.39 (\$198.62 in Fall 2019).

**The University of Michigan- Ann Arbor**  
**Tuition and Fees Schedule**

	Current Tuition Rates Per Term Fall 2019	Proposed Tuition Rates Per Term Fall 2020	Proposed Change in Tuition Rates		Current Tuition & Required Fees Per Term* Fall 2019	Proposed Tuition & Required Fees Per Term* Fall 2020	Proposed Change in Tuition and All Required Fees	
			\$	%			\$	%
GRADUATE INTERNATIONAL								
A. Alfred Taubman College of Architecture & Urban Planning								
Master of Architecture	\$23,793	\$24,245	\$452	1.9%	\$24,457	\$24,959	\$502	2.1%
All other programs	22,777	23,210	433	1.9%	23,441	23,924	483	2.1%
Penny W. Stamps School of Art and Design	24,591	25,058	467	1.9%	25,255	25,772	517	2.0%
Stephen M. Ross School of Business								
M.B.A.**	35,524	35,524	0	0.0%	36,188	36,238	50	0.1%
Master's of Accounting	27,000	27,000	0	0.0%	27,664	27,714	50	0.2%
Pre-candidate	24,855	25,327	472	1.9%	25,519	26,041	522	2.0%
Dentistry								
D.D.S. Cohorts D3-D4	22,089	22,509	420	1.9%	22,753	23,223	470	2.1%
D.D.S. Cohort D1-D2	22,089	22,509	420	1.9%	22,753	23,223	470	2.1%
Master's	15,388	15,680	292	1.9%	16,052	16,394	342	2.1%
Pre-candidate	24,677	25,146	469	1.9%	25,341	25,860	519	2.0%
Education	24,591	25,058	467	1.9%	25,255	25,772	517	2.0%
Engineering								
Professional	25,986	26,480	494	1.9%	26,650	27,194	544	2.0%
Pre-candidate	25,563	26,049	486	1.9%	26,227	26,763	536	2.0%
Information	24,102	24,560	458	1.9%	24,766	25,274	508	2.1%
Kinesiology	26,352	26,853	501	1.9%	27,016	27,567	551	2.0%
Law	32,263	33,340	1,077	3.3%	32,927	34,054	1,127	3.4%
Literature, Science & the Arts	24,102	24,560	458	1.9%	24,766	25,274	508	2.1%
Medicine								
M.D.	29,367	29,925	558	1.9%	30,031	30,639	608	2.0%
Master's of Health Professions Education***	9,545	9,726	181	1.9%	10,209	10,440	231	2.3%
Pre-candidate	24,152	24,611	459	1.9%	24,816	25,325	509	2.1%
Music, Theatre and Dance								
M.M. and Spec.M.	24,911	25,384	473	1.9%	25,575	26,098	523	2.0%
M.A., M.F.A., and Pre-candidate	24,591	25,058	467	1.9%	25,255	25,772	517	2.0%
Environment and Sustainability	23,335	23,778	443	1.9%	23,999	24,492	493	2.1%
Nursing	24,870	25,343	473	1.9%	25,534	26,057	523	2.0%
Pharmacy								
Pharm.D.	18,764	19,121	357	1.9%	19,428	19,835	407	2.1%
Pre-candidate	24,102	24,560	458	1.9%	24,766	25,274	508	2.1%
Public Health	24,548	25,014	466	1.9%	25,212	25,728	516	2.0%
Gerald R. Ford School of Public Policy	24,812	25,283	471	1.9%	25,476	25,997	521	2.0%
Rackham Interdepartmental Programs	24,102	24,560	458	1.9%	24,766	25,274	508	2.1%
Social Work	22,951	23,387	436	1.9%	23,615	24,101	486	2.1%

\* Rates per term include \$185.00 Infrastructure Maintenance Fee; Health Service Fee of \$202.39 (\$198.62 in Fall 2019); \$80.00 Registration Fee; \$65.00 University Unions and Recreational Sports Facility Improvement Fee; \$9.19 Central Student Government Fee; \$8.50 Student Legal Services Fee; a \$1.50 School/College Government Fee; a \$500.00 International Fee for enrolled students with F or J visa status; and a \$50.00 COVID-19 Health and Safety Fee (new Fall 2020).

\*\* Rates for the Weekend and Evening MBA programs include all required fees listed above, excluding the Health Service Fee of \$202.39 (\$198.62 in Fall 2019).

\*\*\* Rates per term include all required fees listed above, excluding the Health Service Fee of \$202.39 (\$198.62 in Fall 2019).



**The University of Michigan- Ann Arbor**  
**Tuition and Fees Schedule**

GRADUATE

**Candidate**

	Current Tuition Rates Per Term Fall 2019	Proposed Tuition Rates Per Term Fall 2020	Proposed Change in Tuition Rates			Current Tuition & Required Fees Per Term* Fall 2019	Proposed Tuition & Required Fees Per Term* Fall 2020	Proposed Change in Tuition and All Required Fees	
			\$	%				\$	%
A. Alfred Taubman College of Architecture & Urban Planning	\$6,427	\$6,549	\$122	1.9%		\$6,591	\$6,763	\$172	2.6%
Stephen M. Ross School of Business	6,719	6,847	128	1.9%		6,883	7,061	178	2.6%
Dentistry	6,399	6,521	122	1.9%		6,563	6,735	172	2.6%
Education	6,489	6,612	123	1.9%		6,653	6,826	173	2.6%
Engineering									
D.Eng.	9,419	9,598	179	1.9%		9,583	9,812	229	2.4%
Ph.D.	7,725	7,872	147	1.9%		7,889	8,086	197	2.5%
Information	6,363	6,484	121	1.9%		6,527	6,698	171	2.6%
Kinesiology	6,363	6,484	121	1.9%		6,527	6,698	171	2.6%
Law	7,776	7,924	148	1.9%		7,940	8,138	198	2.5%
Literature, Science & the Arts	6,363	6,484	121	1.9%		6,527	6,698	171	2.6%
Medicine	6,503	6,627	124	1.9%		6,667	6,841	174	2.6%
Music, Theatre and Dance									
A.Mus.D.	7,914	8,064	150	1.9%		8,078	8,278	200	2.5%
Ph.D.	6,489	6,612	123	1.9%		6,653	6,826	173	2.6%
Environment and Sustainability	6,281	6,400	119	1.9%		6,445	6,614	169	2.6%
Nursing	6,489	6,612	123	1.9%		6,653	6,826	173	2.6%
Pharmacy	6,363	6,484	121	1.9%		6,527	6,698	171	2.6%
Public Health	6,483	6,606	123	1.9%		6,647	6,820	173	2.6%
Rackham Interdepartmental Programs	6,363	6,484	121	1.9%		6,527	6,698	171	2.6%

\* Rates per term include \$185.00 Infrastructure Maintenance Fee; Health Service Fee of \$202.39 (\$198.62 in Fall 2019); \$80.00 Registration Fee; \$65.00 University Unions and Recreational Sports Facility Improvement Fee; \$9.19 Central Student Government Fee; \$8.50 Student Legal Services Fee; a \$1.50 School/College Government Fee; and a \$50.00 COVID-19 Health and Safety Fee (new Fall 2020).

**The University of Michigan- Ann Arbor**  
**Tuition and Fees Schedule**

GRADUATE INTERNATIONAL

**Candidate**

	Current Tuition Rates Per Term Fall 2019	Proposed Tuition Rates Per Term Fall 2020	Proposed Change in Tuition Rates		Current Tuition & Required Fees Per Term* Fall 2019	Proposed Tuition & Required Fees Per Term* Fall 2020	Proposed Change in Tuition and All Required Fees	
			\$	%			\$	%
A. Alfred Taubman College of Architecture & Urban Planning	\$6,427	\$6,549	\$122	1.9%	\$7,091	\$7,263	\$172	2.4%
Stephen M. Ross School of Business	6,719	6,847	128	1.9%	7,383	7,561	178	2.4%
Dentistry	6,399	6,521	122	1.9%	7,063	7,235	172	2.4%
Education	6,489	6,612	123	1.9%	7,153	7,326	173	2.4%
Engineering								
D.Eng.	9,419	9,598	179	1.9%	10,083	10,312	229	2.3%
Ph.D.	7,725	7,872	147	1.9%	8,389	8,586	197	2.3%
Information	6,363	6,484	121	1.9%	7,027	7,198	171	2.4%
Kinesiology	6,363	6,484	121	1.9%	7,027	7,198	171	2.4%
Law	7,776	7,924	148	1.9%	8,440	8,638	198	2.3%
Literature, Science & the Arts	6,363	6,484	121	1.9%	7,027	7,198	171	2.4%
Medicine	6,503	6,627	124	1.9%	7,167	7,341	174	2.4%
Music, Theatre and Dance								
A.Mus.D.	7,914	8,064	150	1.9%	8,578	8,778	200	2.3%
Ph.D.	6,489	6,612	123	1.9%	7,153	7,326	173	2.4%
Environment and Sustainability	6,281	6,400	119	1.9%	6,945	7,114	169	2.4%
Nursing	6,489	6,612	123	1.9%	7,153	7,326	173	2.4%
Pharmacy	6,363	6,484	121	1.9%	7,027	7,198	171	2.4%
Public Health	6,483	6,606	123	1.9%	7,147	7,320	173	2.4%
Rackham Interdepartmental Programs	6,363	6,484	121	1.9%	7,027	7,198	171	2.4%

\* Rates per term include \$185.00 Infrastructure Maintenance Fee; Health Service Fee of \$202.39 (\$198.62 in Fall 2019); \$80.00 Registration Fee; \$65.00 University Unions and Recreational Sports Facility Improvement Fee; \$9.19 Central Student Government Fee; \$8.50 Student Legal Services Fee; a \$1.50 School/College Government Fee; a \$500.00 International Fee for enrolled students with F or J visa status; and a \$50.00 COVID-19 Health and Safety Fee (new Fall 2020).

**The University of Michigan- Ann Arbor**  
**Tuition and Fees Schedule**

	Current Tuition Rates	Proposed Tuition Rates	Proposed Change in Tuition Rates		Current Tuition & Required Fees	Proposed Tuition & Required Fees	Proposed Change in Tuition and All Required Fees*	
			\$	%			\$	%
OTHER GRADUATE PROGRAMS								
Stephen M. Ross School of Business Executive MBA*	Fall 2019 Cohort	Fall 2020 Cohort			Fall 2019 Cohort	Fall 2020 Cohort		
Resident	\$168,500	\$168,500	\$0	0.0%	\$168,500	\$168,750	\$250	0.1%
Non-Resident	173,500	173,500	0	0.0%	173,500	173,750	250	0.1%
International****	173,500	173,500	0	0.0%	176,000	176,250	250	0.1%
Stephen M. Ross School of Business Master's of Management**	Summer 2020 - Spring 2021 Cohort	Summer 2021 - Spring 2022 Cohort			Summer 2020 - Spring 2021 Cohort	Summer 2021 - Spring 2022 Cohort		
Resident	\$48,908	\$48,908	\$0	0.0%	\$49,318	\$49,443	\$125	0.3%
Non-Resident	53,908	53,908	0	0.0%	54,318	54,443	125	0.2%
International****	53,908	53,908	0	0.0%	55,568	55,693	125	0.2%
Stephen M. Ross School of Business Master's of Supply Chain Management**	Summer 2020 - Spring 2021 Cohort	Summer 2021 - Spring 2022 Cohort			Summer 2020 - Spring 2021 Cohort	Summer 2021 - Spring 2022 Cohort		
Resident	\$53,833	\$53,833	\$0	0.0%	\$54,243	\$54,368	\$125	0.2%
Non-Resident	58,833	58,833	0	0.0%	59,243	59,368	125	0.2%
International****	58,833	58,833	0	0.0%	60,493	60,618	125	0.2%
Stephen M. Ross School of Business Weekend MBA***	Fall 2019 Rate per Credit Hour	Fall 2020 Rate per Credit Hour						
Resident	\$2,180	\$2,253	\$73	3.3%				
Non-Resident	2,346	2,428	82	3.5%				
International****	2,346	2,428	82	3.5%				

\* Includes tuition and fees for accommodations, meals, books, course materials, and other miscellaneous items over the length of the program, as well as the following fees: \$185.00 Infrastructure Maintenance Fee; \$80.00 Registration Fee; \$65.00 University Unions and Recreational Sports Facility Improvement Fee; \$9.19 Central Student Government Fee; \$8.50 Student Legal Services Fee; \$1.50 School/College Government Fee; and a \$50.00 COVID-19 Health & Safety Fee (new Fall 2020).

\*\* Rates per term include the following fees: \$185.00 Infrastructure Maintenance Fee; \$80.00 Registration Fee; \$65.00 University Unions and Recreational Sports Facility Improvement Fee; \$9.19 Central Student Government Fee; \$8.50 Student Legal Services Fee; \$1.50 School/College Government Fee; and \$50.00 COVID-19 Health & Safety Fee (new Fall 2020).

\*\*\* In addition to the hourly tuition rate, the following required fees will also be assessed per term: \$185.00 Infrastructure Maintenance Fee; \$80.00 Registration Fee; \$65.00 University Unions and Recreational Sports Facility Improvement Fee; \$9.19 Central Student Government Fee; \$8.50 Student Legal Services Fee; a \$1.50 School/College Government Fee; and a \$50.00 COVID-19 Health & Safety Fee (new Fall 2020).

\*\*\*\* Rates per term include all required fees listed in each category above and a \$500.00 International Fee for enrolled students with F or J visa status.

**The University of Michigan- Ann Arbor**  
**Tuition and Fees Schedule**

**Online Education\***

Current Tuition Rates Fall 2019	Proposed Tuition Rates Fall 2020	Proposed Change in Tuition Rates		Current Tuition & Required Fees** Fall 2019	Proposed Tuition & Required Fees** Fall 2020	Proposed Change in Tuition Rates	
		\$	%			\$	%

GRADUATE

Stephen M. Ross School of Business - Part Time MBA: Online

Resident	\$11,416	\$11,366	-\$50	-0.4%	\$11,580	\$11,580	\$0	0.0%
Non-Resident	12,466	12,416	-50	-0.4%	12,630	12,630	0	0.0%
International	12,466	12,416	-50	-0.4%	13,130	13,130	0	0.0%

Engineering - Distance Learning Programs

Resident	\$8,986	\$8,936	-\$50	-0.6%	\$9,150	\$9,150	\$0	0.0%
Non-Resident	9,862	9,812	-50	-0.5%	10,026	10,026	0	0.0%
International ***	9,862	9,812	-50	-0.5%	10,526	10,526	0	0.0%

School of Information - Master's of Applied Data Science

Resident	\$5,777	\$5,885	\$108	1.9%	\$5,941	\$6,099	\$158	2.7%
Non-Resident	7,643	7,787	144	1.9%	7,807	8,001	194	2.5%
International ***	7,643	7,787	144	1.9%	8,307	8,501	194	2.3%

School of Public Health - Master's of Public Health

Resident	\$5,945	\$6,059	\$114	1.9%	\$6,109	\$6,273	\$164	2.7%
Non-Resident	6,545	6,671	126	1.9%	6,709	6,885	176	2.6%
International ***	6,545	6,671	126	1.9%	7,209	7,385	176	2.4%

School of Nursing - Master's of Science in Nursing

	<i>New in fall 2020</i>				<i>New in fall 2020</i>			
Resident		\$8,291				\$8,505		
Non-Resident		9,917				10,131		
International ***		9,917				10,631		

School of Social Work - Master's of Social Work

	<i>New in fall 2020</i>				<i>New in fall 2020</i>			
Resident		\$9,659				\$9,873		
Non-Resident		15,515				15,729		
International ***		15,515				16,229		

\* All tuition and fees presented assume six credit hours per term. Actual credit hours taken may vary by program and student.

\*\* In addition to the hourly tuition rate, the following required fees will also be assessed per term: \$185.00 Infrastructure Maintenance Fee; \$80.00 Registration Fee; \$65.00 University Unions and Recreational Sports Facility Improvement Fee; \$9.19 Central Student Government Fee; \$8.50 Student Legal Services Fee; a \$1.50 School/College Government Fee; and a \$50.00 COVID-19 Health & Safety Fee (new Fall 2020).

\*\*\* In addition to Non-Resident hourly tuition rate, the following required fees will also be assessed per term: \$185.00 Infrastructure Maintenance Fee; \$80.00 Registration Fee; \$65.00 University Unions and Recreational Sports Facility Improvement Fee; \$9.19 Central Student Government Fee; \$8.50 Student Legal Services Fee; a \$1.50 School/College Government Fee; a \$500.00 International Fee for enrolled students with F or J visa status; and a \$50.00 COVID-19 Health & Safety Fee (new Fall 2020).

## **The University of Michigan Regents Communication**

**Subject:** Proposed Michigan Housing rates for residence hall room and board and Northwood Community Apartments rentals. The proposed rate increases for residence halls, Martha Cook, Lawyers Club and Northwood Community Apartments is 1.9%.

Michigan Housing has developed the proposed rate increases for 2020-2021 in consultation with student Residence Halls Association as well as appropriate administrative staff within the university.

Included with this document are the following attachments:

- Rate recommendations for residence halls for 2020-2021 (Attachment A)
- Rate recommendations for Munger and Lawyers Club for 2020-2021(Attachment B); and
- Rate recommendations for Northwood Community Apartments for 2020-2021 (Attachment C)

The overall proposed room and board rate increase is 1.9%. The proposed increase includes support of operations and for expenditures related to reducing transmission of COVID-19. A summary of the rate recommendations is delineated by room type and included in Attachments A, B, & C.

Respectfully Submitted,



Simone Himbeault Taylor  
Interim Vice President for Student Life

June 2020

## Attachment A

### **University Housing 2020-2021 Residence Halls and Northwood III Room and Board Rate Recommendation**

<b>Residence Halls</b>	<b>2019-2020 Rate</b>	<b>2020-2021 Rate</b>	<b>Increase (\$)</b>
Single	\$14,318	\$14,590	\$272
Double	\$11,996	\$12,224	\$228
Triple	\$10,604	\$10,805	\$201

### **Martha Cook 2020-2021 Room and Board Rate Recommendation**

<b>Martha Cook</b>	<b>2019-2020 Rate</b>	<b>2020-2021 Rate</b>	<b>Increase (\$)</b>
Single Suite	\$14,504	\$14,780	\$276
Deluxe Double	\$13,968	\$14,233	\$265
Double	\$13,440	\$13,695	\$255

## Attachment B

### **Lawyers Club 2020-2021 Room Rate Recommendation**

<b>Lawyers Club</b>	<b>2019-2020 Rate</b>	<b>2020-2021 Rate</b>	<b>Increase (\$)</b>
Single Shared Bath	\$13,200	\$13,451	\$251
Single Private Bath	\$14,250	\$14,521	\$271
Single - Private Bath - Premium Size	\$15,400	\$15,693	\$293

### **Munger Graduate Residences 2020-2021 Room Rate Recommendation**

<b>Munger</b>	<b>2019-2020 Monthly Rate</b>	<b>2020-2021 Monthly Rate</b>	<b>Increase (\$)</b>
1 Bedroom – 7 person suite	\$966	\$984	\$18
1 Bedroom – 6 person suite	\$1,023	\$1,042	\$19

## Attachment C

### **University Housing 2020-2021 Northwood Community Apartments (NW I, II, IV, and V) Rate Recommendation**

#### 12-Month Family and Graduate Apartment Rates

<b>Northwood Community Apartments</b>	<b>2019-2020 Monthly Rate</b>	<b>2020-2021 Monthly Rate</b>	<b>Increase (\$)</b>
1 – Bedroom	\$989	\$1,008	\$19
2 – Bedroom	\$1,200	\$1,223	\$23
3 – Bedroom	\$1,275	\$1,300	\$25

Rates include utilities and internet. Student apartments with air conditioning are \$62/Mo. higher for a 1-bedroom, \$67/Mo. higher for a 2-bedroom, and \$72/Mo. higher for a 3-bedroom.



THE UNIVERSITY OF MICHIGAN  
REGENTS COMMUNICATION

Subject: Proposed 2020-2021 University Health Service Fee assessment of \$202.39 per student per term (1.9% increase from 2019-2020)

The University Health Service recommends renewal of the Health Service Fee at \$202.39 per student per term for FY21. This represents a 1.9% change from the current fee.

The University Health Service has identified several important initiatives for FY21, including continued innovative efforts to improve access to mental health care. Our proposed budget includes additional counselors to better address the pressing issue of student mental health. Projected ongoing mandatory cost increases would be fully supported by cost reductions and increased revenues.

A history of the Health Service Fee is attached (Attachment 1).

Respectfully submitted,

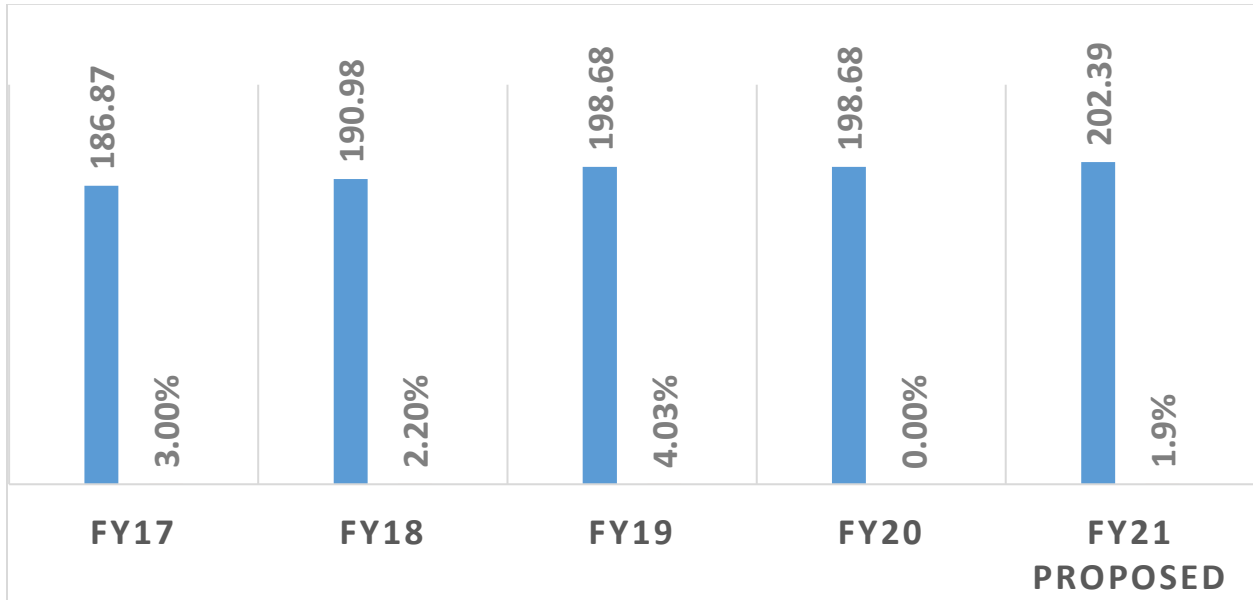


Simone Himbeault Taylor  
Interim Vice President for Student Life

June 2020

Attachment 1

5 Year University Health Service Student Fee History



THE UNIVERSITY OF MICHIGAN  
REGENTS COMMUNICATION

**Subject:** Proposed COVID fee to cover costs of interventions for student safety during COVID-19 pandemic.

**Background:**

Informed by the latest public health measures put in place by the Centers for Disease Control and Prevention and the state of Michigan — with the guidance of U-M experts — and the ideas of our campus community, the University of Michigan is providing an innovative, in-person fall 2020 designed to meet the needs of our students and advance our mission.

In this pandemic, our primary goal is to provide a safe campus for our students. It will be important to provide both preventive interventions and responsive measures. Preventative interventions like free flu shots for students and a safety/care package for students that has reusable masks, hand sanitizer, strip thermometer etc.; and responsive measures like vaccine when available, quarantine costs, contact tracing, data analytics etc. will be provided. This \$50 per student per term fee for FY21 is a one-time fee, dedicated to such expenses.

The University is strongly committed to keeping our campus community safe and healthy.

Respectfully submitted,



Simone Himbeault Taylor  
Interim Vice President for Student Life

June 2020

THE UNIVERSITY OF MICHIGAN  
REGENTS COMMUNICATION

SUBJECT: 2020-2021 Fee Assessments for Central Student Government (CSG),  
Student Legal Services (SLS), and School/College Governments

At the June 2019 Regents' Meeting, the Regents authorized a fee of \$9.19 per student per term for CSG and \$1.50 per student per term for School/College governments. At the June 2019 Regents' Meeting, the Regents authorized a fee of \$8.50 per student per term for Student Legal Services.

This year, Central Student Government believes that the current fee structure will provide adequate funding for the coming fiscal year (see attached memorandum from the President of CSG). Student Life believes that Student Legal Services will have sufficient resources for 2020-2021 under the current fee structure. We believe the school and college government organizations are adequately funded. Therefore, no increase is being requested for CSG, SLS or the School/College Governments.

Respectfully submitted,

A handwritten signature in blue ink, reading "Simone Himbeault Taylor".

Simone Himbeault Taylor, Ph.D.  
Interim Vice President for Student Life

June 2020

Attachment: Memorandum from President of Central Student Government

To: Board of Regents of the University of Michigan  
From: Central Student Government  
Date: May 7, 2020

### **2020-2021 CSG Fee**

The financial report for FY2019 reflects the continued additional funds Central Student Government (CSG) receives from the Board of Regents' approved 2014 Student Fee Increase. This year, CSG disbursed \$571,444 to student organizations, a \$56,234 increase from the previous year. In following the precedent of the 2017 CSG Administration, the student organization funding committee of CSG was allocated less money to distribute in the Fall semester and more to distribute in the Winter semester.

In response to University needs due to COVID-19, CSG allocated \$20,000 to the Maize and Blue Cupboard and the Dean of Students Emergency Fund from its Executive Branch, with additional funding approved in April from the CSG Assembly. The \$9.19 fee approved in the 2014 Student Fee Increase continues to benefit the Ann Arbor campus community and enables CSG to contribute to University-wide needs as well. The generous and constant support of the Board of Regents allows for CSG to assist the University community in a multitude of ways— motivated by CSG's mission of enhancing the Michigan experience for all students.

Further, the revenue accrued by CSG in FY2019 also enabled CSG to provide crucial services and informative events to the Ann Arbor student body. CSG fee money helped to revitalize the Leadership Engagement Scholarship, support free graduation gowns and photographs for students with need, continue to service AirBus, and pilot a program that provides free Group-X passes to low income students. Additionally, CSG partnered with various U-M Departments and student organizations to fund events, such as "Pride Outside."

Through the employment of the student fee, CSG ensures that our students can act on their deepest passions and pursue their goals. The current fee structure provides CSG with the resources needed to empower our campus, thus we hope the Board approves the \$9.19 fee per student per term for CSG.

Respectfully Submitted,

A handwritten signature in black ink, appearing to read 'A. Kaplan'.

Amanda Kaplan  
Student Body President, Central Student Government

THE UNIVERSITY OF MICHIGAN  
REGENTS COMMUNICATION

INFORMATION ITEM

SUBJECT: Central Student Government (CSG) Financial Report

Pursuant to the current action plan for improving financial controls of the Central Student Government, attached is the annual financial report for December 31, 2019 and December 31, 2018 prepared by University staff. The report includes detailed expenditures made from the Regentally approved CSG student fee.

Respectfully submitted,

A handwritten signature in blue ink, reading "Simone Himbeault Taylor".

Simone Himbeault Taylor, Ph.D.  
Interim Vice President for Student Life

Attachments

June 2020

**Central Student Government**  
**Balance Sheet**  
**For the years ending December 31, 2019 and 2018**

	<u>2019</u>	<u>2018</u>
<b>Assets</b>		
University Cash Accounts	\$ 557,877	\$ 553,427
Accounts and Interest Receivable	-	-
Prepaid Expenses	-	-
Total Current Assests	<u>557,877</u>	<u>553,427</u>
Property and Equipment - Net	\$ -	\$ -
<b>Total Assets</b>	<b><u>\$ 557,877</u></b>	<b><u>\$ 553,427</u></b>
<b>Liabilities and Fund Balances</b>		
Liabilities		
Accounts Payable	\$ 0	\$ 11,406
Accrued Liabilities	10,340	8,069
Deferred Revenue	400,472	385,300
Total Liabilities	<u>410,812</u>	<u>404,775</u>
Fund Balances		
Unreserved	147,065	148,651
Reserved for Childcare Subsidy Program	-	-
Total Fund Balances	<u>147,065</u>	<u>148,651</u>
<b>Total Liabilities and Fund Balances</b>	<b><u>\$ 557,877</u></b>	<b><u>\$ 553,427</u></b>

**Central Student Government**  
**Statement of Revenue and Expenses**  
**For the years ending December 31, 2019 and 2018**

	2019			2018		
	General	Childcare	Total	General	Childcare	Total
<b>Revenue</b>						
Student Fees	\$ 766,176		\$ 766,176	\$ 749,887		\$ 749,887
Childcare Student Fee		134,266	134,266		131,247	131,247
Airbus	30,381		30,381	59,532		59,532
Gift Revenue	496		496	1,138		1,138
Interest	7,062		7,062	4,409		4,409
Other	-		-	11,242		11,242
<b>Total Revenue</b>	<b>804,115</b>	<b>134,266</b>	<b>938,381</b>	<b>826,208</b>	<b>131,247</b>	<b>957,455</b>
<b>Expenses</b>						
<b>Allocations:</b>						
Student Organizations	571,444		571,444	515,210		515,210
Payments to U-M Departments	15,670		15,670	22,438		22,438
CSG Programs	32,966		32,966	39,706		39,706
Personnel	115,927		115,927	116,739		116,739
Child Care Subsidy Stipends		134,266	134,266		131,247	131,247
<b>General:</b>						
Advertising	589		589	2,716		2,716
Airbus	32,434		32,434	42,085		42,085
Equipment Rental	1,127		1,127	1,266		1,266
Depreciation	-		-	-		-
Supplies	2,765		2,765	2,393		2,393
Printing and Publications	1,726		1,726	6,005		6,005
Service of Others	3,712		3,712	5,749		5,749
Telephone	1,783		1,783	1,102		1,102
Travel, Hosting & Transportation	17,707		17,707	14,552		14,552
Donations	-		-	-		-
Other General Expenses	7,852		7,852	8,779		8,779
<b>Total Expenses</b>	<b>805,701</b>	<b>134,266</b>	<b>939,967</b>	<b>778,741</b>	<b>131,247</b>	<b>909,988</b>
<b>Excess of Revenue Over Expenses</b>	<b>(1,586)</b>	<b>-</b>	<b>(1,586)</b>	<b>47,467</b>	<b>-</b>	<b>47,467</b>
<b>Fund Balances - Beginning</b>	<b>148,651</b>		<b>148,651</b>	<b>101,184</b>		<b>101,184</b>
<b>Fund Balances - Ending</b>	<b>\$ 147,065</b>	<b>\$ -</b>	<b>\$ 147,065</b>	<b>\$ 148,651</b>	<b>\$ -</b>	<b>\$ 148,651</b>



**Central Student Government  
Student Organization Funding  
For the Year ended December 31, 2019**

<b>Organization</b>	<b>Amount</b>
Adaptive Gymnastics	96
Adventist Students for Christ	250
African Graduate Student Association	200
AIIESEC	2,800
Alpha Kappa Alpha Sorority, Incorporated	132
Alpha Kappa Delta Phi	6,711
Alpha Phi Alpha Fraternity	2,630
Alpine Ski and Snowboard Team	680
Alternative Spring Break	1,500
American Institute of Chemical Engineers (AIChE)	4,810
American Meteorological Society	220
Angels on Call	450
Animania	80
APhA-ASP (Academy of Student Pharmacists)	2,860
Archery Club	7,345
Art on the Diag	306
Arts In Color	489
Asia Business Conference	1,000
Asian American Association	477
Association for Women in Science	2,388
ATRAVES at the University of Michigan	100
Autonomous Surface Vehicle Team	7,453
Badminton Club	3,389
Bangladeshi Student Association	498
Bankruptcy Law Society	300
Best Buddies	174
Black Business Students Association	1,000
Black Student Union	2,357
Black Undergraduate Medical Association	1,500
Blood Drives United	335
Blue Model United Nations	7,927
Blueprint Literary Magazine	712
Blueprints for Pangaea	7,851
BOND Consulting Group	1,483
Brains Rule!	380
Brazilian Zouk Dance Club	4,210
Cadence	1,280
Call for Humanity	469
Campus Hope	713
Campus Orchestra Board	130
Catholic Street Evangelization	200
Chabad House	412

**Central Student Government  
Student Organization Funding  
For the Year ended December 31, 2019**

<b>Organization</b>	<b>Amount</b>
ChemE Car	1,224
Chinese Students and Scholars Association (CSSA)	3,500
Chinese Students Association	1,043
Club Golf at Michigan	7,448
Common Reading Experience SAB/Phalombe Initiative for Education	1,725
Compost Michigan	700
Cooking Club	1,092
CSF Global	400
Cycling Club at the University of Michigan	500
Dance Marathon	3,317
Days for Girls	20
Delta Sigma Theta	200
Detroit Entrepreneurship Network	204
Detroit Partnership	3,400
Dil Se	88
Do Random Acts of Kindness	615
Element 1	100
Engineering Global Leadership Honor Society	678
Engineering Honors Student Advisory Board	2,100
Enspired	2,000
Epsilon Alpha Sigma Sorority	275
Exercise is Medicine	15
Express Fulfill Prosper (EFP)	200
FEMMES: Females Excelling More In Math, Engineering and Science	981
Fencing Club	5,800
Fighting Obstacles Knowing Ultimate Success (F.O.K.U.S.)	92
Filipino American Student Assoc.	917
Flywheel Women's Ultimate Frisbee	14,576
Foundation for International Medical Relief of Children (FIMRC)	271
Friends of the Gargoyle	750
Generation Asian Pacific American	1,000
Gimble A Cappella	600
Global Brigade	400
Global Investments Committee	2,100
Global Scholars Program	251
GlobeMed DF	327
Good News Christian A Cappella	672
Goodness Day	300
Graduate Cricket Club	1,400
Graduate Rackham International	1,003
GRID	2,500
Habitat for Humanity at the University of Michigan	6,957

**Central Student Government  
Student Organization Funding  
For the Year ended December 31, 2019**

<b>Organization</b>	<b>Amount</b>
HackBlue	473
Health Policy Student Association	40
Health Promotion at UM (HPUM)	65
Hillel's Leaders	144
Hindu Student Council	707
Indian American Student's Association	1,500
Indian Student Association	700
Interfraternity Council	1,000
International Deaf and Hearing Alliance	993
Int'l Society for Pharmacoeconomics & Outcomes Research	303
Iranian Graduate Student Association	6,864
Islamic Society of Ahlulbayt	76
Kappa Alpha Psi	416
Kappa Phi Lambda	4,447
Kendo Club	660
LaCASA	357
Lambda Phi Epsilon	521
Lambda Theta Phi	357
Law School Student Senate	750
LAWBreaks	8,050
Lean In at the University of Michigan	307
LGBT Michigan	300
Liberty in North Korea	1,678
Live in Color	225
Maize Futbol Club	1,567
Maize Rage	172
Malaysian Students Association	567
Masters Association of Pre-Health Professionals	135
Mdraw	197
Men's Club Volley Ball	4,922
Men's D2 Club Ice Hockey	19,475
Men's Rugby	563
Men's Ultimate Frisbee	11,387
Men's Waterpolo Club	827
M-Heal (Project Alivio)	500
MHeal Project MESA	1,000
Michigan Advertising & Marketing	425
Michigan All-Girl Competitive Cheer	1,300
Michigan Bhangra Team	360
Michigan China Forum	612
Michigan Chinese Business Club	1,965
Michigan Club Softball	300

**Central Student Government  
Student Organization Funding  
For the Year ended December 31, 2019**

<b>Organization</b>	<b>Amount</b>
Michigan Club Tennis	9,628
Michigan Health Engineered for All Lives (M-Heal)	900
Michigan Hybrid Racing	746
Michigan Ice Carving Team	160
Michigan Interactive Investments	4,023
Michigan Intercollegiate Polo Club	500
Michigan Is My Home	5,725
Michigan Izzat	5,570
Michigan Journal of International Affairs	5,575
Michigan Linguistic Anthropology Graduate Organization	400
Michigan Materials Society	456
Michigan Men's Club Soccer	1,000
Michigan Men's Rowing Team	23,629
Michigan Nordic Ski Club	1,130
Michigan Paintball Club	445
Michigan Performance Outreach Workshop	1,950
Michigan Quidditch	6,734
Michigan Refugee Assistance Program	300
Michigan Running Club	17,773
Michigan Sahana	2,264
Michigan Taekwondo	5,915
Michigan Voting Project	1,333
Michigan Wrestling Club	320
Mock Trial Team	4,450
Model United Nations	1,000
mployments	173
Mrover Team	2,275
Multicultural Greek Council	400
Music Matters	9,613
Music Teachers Nat'l Association Collegiate Chapter	450
Muslim Students Association	3,205
Mystic Bronze Elegance	3,861
National Organization of Minority Architecture Students (NOMAS)	550
Navy ROTC (Wolverine Maritime Battalion)	5,000
Net Impact Undergrad	2,500
Nexecon Consulting Group	1,000
Noir UM	1,600
Omega Psi Phi Fraternity	2,357
Organization for Athletic Training Students	270
Outrage Dance Group	750
Pakistani Students Association	520
PALMA	100

**Central Student Government  
Student Organization Funding  
For the Year ended December 31, 2019**

<b>Organization</b>	<b>Amount</b>
Pearl Project	4,176
Permias (Indonesian Student Association)	300
Persian Students Assoc.	600
Phi Alpha Delta Pre-Law Fraternity	200
Phi Delta Chi	5,106
Pi Alpha Phi	3,114
PILOT	456
Pre-Med Club	250
Pre-Med Hub	85
Pre-Surgical Club	300
Pretty Smart Girls	250
Prison Birth Project	200
Project Music	25
Project TEACH	79
Pure Dance Xtreme	2,134
Raas Team	1,500
Rackham Student Government	11,622
Raw Strength and Courage Kayak Club	832
Redefine	300
Releve Dance Company	830
Residential College Writers Group	750
Roosevelt Institution	261
Salto Dance Company	1,600
SAPAC- Peer Education	7,400
SAPAC--Sexual Assault Prevention & Awareness	1,000
Seventh Mile Music	1,204
Shei Magazine	5,300
Sinaboro	750
Sisters in Cinema	82
SJTU Student & Alumni Association	400
Society for Space Law and Law of the Sea (SSLLS)	600
Society for the Advancement of Hispanics/Chicanos (SACNAS)	935
Society of Hispanic Professional Engineers	1,800
Society of Minority Engineers & Scientists	1,550
Society of Women Engineers	24
Solar Car Team	7,500
South Asian Awareness Network (SAAN)	1,920
SPIC MACAY at the University of Michigan	1,200
Stamp Nation	300
Student Alliance of Gay Engineers (oSTEM)	1,000
Student Funded Fellowships (SFF) at Michigan Law School	350
Students for Social Equality	2,750

**Central Student Government  
Student Organization Funding  
For the Year ended December 31, 2019**

<b>Organization</b>	<b>Amount</b>
Students of Color in Public Policy	1,703
SWAM Club Swimming	4,690
Swing Ann Arbor	4,445
Symposium	500
Synchronized Skating Club	4,467
Synchronized Skating Team	11,187
Synchronized Swimming Club	3,818
Syrian Orphans Sponsorship Association	1,825
TAAAL Dance Team	3,066
Taiwanese American Student Association	170
Team Aquador	600
TEDx UofM	1,500
Termeh	19,039
The Dick and Janes	1,817
The Harmonettes	300
The Midnight Book Club	500
The Sopranos	100
Timmy Global Health	600
Trial Advocacy Society	1,125
Triathlon Club	3,985
Tzu Ching	167
Undergraduate American Women's Medical Association	390
UNICEF	65
United Nations Association at the University of Michigan (UNAUM)	3,000
University of Michigan Ballroom Dance Team	18,682
University of Michigan Boxing Club	2,100
University of Michigan Club Gymnastics	4,380
University of Michigan Polish Student Association	5,808
University of Michigan Supermileage Team	1,000
University of Michigan Waterski Team	3,119
University Women Against Rape	134
UpRound Venture Capital	629
Victors FC	1,376
Vietnamese Student Association	680
WeListen at the University of Michigan	115
What the F: Your Irregular Periodical	2,150
Wolverine Support Network	2,130
Women's Club Lacrosse	1,050
Women's Club Volleyball	1,000
Women's Club Water Polo	4,298
Women's Ice Hockey Club	15,905
Women's Rugby	500

**Central Student Government  
Student Organization Funding  
For the Year ended December 31, 2019**

Organization	Amount
Writer to Writer	200
Yemeni Students' Association (YSA)	940
Yoni Ki Baat	47
Young Americans for Freedom	1,316
<b>Grand Total</b>	<b>571,444</b>

**THE UNIVERSITY OF MICHIGAN-FLINT**  
**Regents Communication**

SUBJECT: Proposed Flint Campus 2020-2021 General Fund Operating  
Budget, Student Tuition and Fee Rates

**BACKGROUND:**

The proposed 2020-2021 General Fund budget for UM-Flint (attached) assumes no change in state funding from the actual for FY 2019-2020. The proposed budget assumes a \$486 increase in combined tuition and fees for resident undergraduate students and a 3.9% increase for most graduate students for the 2020-2021 academic year.

This budget proposal assumes:

- 10.0% decrease in undergraduate enrollment, 5.0% increase in graduate enrollment; and,
- No change to institutional financial aid.

The proposed budget includes our state appropriation of approximately \$23.9 million.

Submitted by:



---

Debasish Dutta, Chancellor  
University of Michigan – Flint

June 25, 2020  
Attachments



**University of Michigan - Flint**  
**Proposed General Fund Revenue Budget**  
**Fiscal Year 2020-2021**

	<b>Budget for FY 2019 - 20</b>	<b>% of Total</b>	<b>\$ Change</b>	<b>Budget for FY 2020 - 21</b>	<b>% of Total</b>
State Appropriation	23,924,900	20.3%	(31,700)	23,893,200	21.0%
Student Tuition & Fees	92,831,700	78.9%	(3,575,100)	89,256,600	78.5%
Indirect Cost Recovery	200,000	0.2%	(50,000)	150,000	0.1%
Income from Investments	100,000	0.1%	(50,000)	50,000	0.0%
Department Activities	600,000	0.5%	(300,000)	300,000	0.3%
<b>Total Revenue</b>	<b>117,656,600</b>	<b>100.0%</b>	<b>(4,006,800)</b>	<b>113,649,800</b>	<b>100.0%</b>

**University of Michigan - Flint**  
**Proposed General Fund Expenditure Budget**  
**Fiscal Year 2020-2021**

<b>Area</b>	<b>Budget for FY 2019 - 20</b>	<b>Salary &amp; Benefits</b>	<b>Student Aid</b>	<b>Shared Costs</b>	<b>Other Changes to Budget</b>	<b>Budget for FY 2020 - 21</b>
College of Arts & Sciences	27,054,884	229,451			(2,467,819)	24,816,516
School of Management	7,307,576	69,407			(870,650)	6,506,333
College of Health Sciences	8,443,590	56,511			1,942,757	10,442,858
Associate Provost & Graduate Programs	3,348,954	9,807			(166,434)	3,192,327
School of Education & Human Services	4,319,026	30,640			(612,489)	3,737,177
School of Nursing	8,378,092	49,968			(249,712)	8,178,348
<b>Subtotal - Academic Units</b>	<b>58,852,122</b>	<b>445,783</b>	<b>-</b>	<b>-</b>	<b>(2,424,346)</b>	<b>56,873,559</b>
Chancellor	1,367,488	4,607			(68,563)	1,303,532
Provost/Academic Affairs	5,297,273	13,821			(300,470)	5,010,624
Associate Provost & Undergraduate Programs	638,049	2,757			(32,599)	608,207
Division of Student Affairs	4,058,247	10,452			(378,753)	3,689,946
Student Aid	10,066,842	-	-		-	10,066,842
Business & Finance	17,488,428	173,422			(1,005,343)	16,656,507
University Advancement	1,918,619	7,181			(446,913)	1,478,887
Enrollment Management	7,187,148	19,377			(1,060,513)	6,146,012
<b>Subtotal - Executive Officers</b>	<b>48,022,094</b>	<b>231,617</b>	<b>-</b>	<b>-</b>	<b>(3,293,154)</b>	<b>44,960,557</b>
Utilities	4,500,000			-		4,500,000
Central Support	887,000			-		887,000
Debt Service	330,000			-		330,000
General Administrative Services	4,975,184	-		83,300	(1,638,800)	3,419,684
General Administrative Reserve	90,200				(90,200)	-
Reserve for State Reductions	-				2,679,000	2,679,000
<b>Subtotal - Other</b>	<b>10,782,384</b>	<b>-</b>	<b>-</b>	<b>83,300</b>	<b>950,000</b>	<b>11,815,684</b>
<b>Total Expenditures</b>	<b>117,656,600</b>	<b>677,400</b>	<b>-</b>	<b>83,300</b>	<b>(4,767,500)</b>	<b>113,649,800</b>

**University of Michigan - Flint**  
**Proposed Tuition & Fee Rates**  
**Fiscal Year 2020- 21**

	Per Term Rate			
	2020-2021 Proposed	2019-2020 Tuition & Fees	\$ Change	% Change
RESIDENT				
Undergraduate:				
Lower Division	\$ 6,446	\$ 6,203	\$ 243	3.9%
Upper Division	6,518	6,275	243	3.9%
Nursing	7,451	7,172	279	3.9%
Nursing (RN/BSN)	6,518	6,275	243	3.9%
Respiratory Therapy	6,518	6,275	243	3.9%
Management	7,598	7,310	288	3.9%
Graduate:				
Management	9,929	9,557	372	3.9%
Doctor of Education	8,936	8,600	336	3.9%
Doctor of Nurse Anesthesia (Professional)	10,559	10,163	396	3.9%
Doctor of Nurse Anesthesia (Post-Professional)	12,368	11,903	465	3.9%
Physical Therapy	9,098	8,756	342	3.9%
Occupational Therapy	9,647	9,284	363	3.9%
Physician Assistant*	11,747	-		
Nursing	8,771	8,441	330	3.9%
All Other Graduate Programs	8,135	7,829	306	3.9%
NON-RESIDENT				
Undergraduate:				
Lower Division	12,311	11,846	465	3.9%
Upper Division	12,473	12,005	468	3.9%
Nursing	14,333	13,793	540	3.9%
Nursing (RN/BSN)	7,172	6,902	270	3.9%
Respiratory Therapy	7,172	6,902	270	3.9%
Management	13,553	13,040	513	3.9%
Online Programs:**				
Management, Domestic Students	8,252	13,040	(4,788)	-36.7%
All Other Programs, Domestic Students	7,172	6,902	270	3.9%
Graduate:				
Management	12,317	11,855	462	3.9%
Doctor of Education	12,059	11,606	453	3.9%
Doctor of Nurse Anesthesia (Professional)	15,647	15,059	588	3.9%
Doctor of Nurse Anesthesia (Post-Professional)	13,220	12,725	495	3.9%
Physical Therapy	13,484	12,977	507	3.9%
Occupational Therapy	14,033	13,505	528	3.9%
Physician Assistant*	17,969	-		
Nursing	13,004	12,515	489	3.9%
All Other Graduate Programs	12,059	11,606	453	3.9%

\* The Physician Assistant program is new in Winter 2021.

\*\* Beginning in Fall 2020, non-resident domestic undergraduate students will pay a differential of approximately 10% for fully online programs.

THE UNIVERSITY OF MICHIGAN  
REGENTS COMMUNICATION

SUBJECT: Proposed University of Michigan-Flint 2020-2021  
Residence Hall Rates

BACKGROUND:

The proposed rate increases for FY21 were developed in consultation with the Vice Chancellor for Student Affairs and Vice Chancellor for Business and Finance as well as their respective management teams.

Included with the Regents Communication are the following documents:

- Rate increase request for FY21 (Attachment A)
- Peer institution room and board rate comparison for 2016-2020 (Attachment B)
- Alternative rates for COVID-19 pandemic (Attachment C)

**Recommended Residence Hall Rate Increase:** The average proposed room rate increase is 2.99%. This increase is commensurate with projected increases in the general cost of operations. Attachment A consists of a summary of the rate recommendations and is delineated by room type.

The rates at First Street include mandatory board with a proposed .9% increase for 2020-2021. The proposed room and board average rate increase is 2.31%.

Respectfully submitted,



---

Deba Dutta, Chancellor  
University of Michigan-Flint

June 25, 2020  
Attachments

# FY21 Proposed Residence Hall Rates

Room Types	Fall/Winter Rates			
First Street Residence Hall (Room & Board; Meal Plans Mandatory) <sup>1</sup>	FY20	FY21	Amount Increase	% Increase <sup>3</sup>
4 person, double bedrooms (standard) <sup>2</sup>	\$9,116	\$9,198	\$82	0.90%
4 person, single bedrooms (suite) <sup>2</sup>	\$10,677	\$10,920	\$243	2.28%
2 person, single bedrooms (suite) <sup>2</sup>	\$11,190	\$11,609	\$419	3.74%
Riverfront Residence Hall (Room Only; Meal Plans Not Mandatory)				
4 person, double bedrooms (standard)	\$5,994	\$6,054	\$60	1.00%
5 person, single bedrooms (suite)	\$6,472	\$6,666	\$194	3.00%
4 person, single bedrooms (suite)	\$7,556	\$7,783	\$227	3.00%
3 person, single (standard)	\$7,722	\$7,799	\$77	1.00%
2 person, single (standard)	\$8,069	\$8,472	\$403	5.00%
2 person, single (premium – add'l sq. ft)	\$8,474	\$8,898	\$424	5.00%
1 person, single (studio)	\$8,474	\$8,898	\$424	5.00%

1 First Street rates reflects the highest value meal plan.

2 First Street room types same cost as Riverfront. Difference in rates due to meal plan costs.

3 First Street average room rate increase 2.9% and board increase of .9%. Average room and board increase 2.31%.

3 Riverfront average room rate increase 3.3%.

3 Total Housing average room rate increase 2.99%. Varied percentage increases reflects student need and desired room type.

# Rate Comparison to Michigan Public Universities FY16 - FY20

University	FY16	FY17	FY18	FY19	FY20
UM Ann Arbor	\$ 10,554	\$10,872	\$11,198	\$ 11,534	\$11,996
CMU	\$ 10,450	\$10,816	\$11,196	\$ 11,588	\$11,878
WMU	\$ 9,011	\$ 9,326	\$ 9,606	\$ 10,143	\$10,567
MTU	\$ 9,827	\$10,261	\$10,447	\$ 10,726	\$10,974
MSU	\$ 9,474	\$ 9,734	\$ 9,976	\$ 10,272	\$10,474
OU	\$ 9,250	\$ 9,620	\$ 9,910	\$ 10,225	\$10,430
FSU	\$ 9,827	\$10,261	\$ 9,894	\$ 9,894	\$10,044
EMU	\$ 9,344	\$ 9,592	\$ 9,956	\$ 10,167	\$10,468
SVSU	\$ 8,600	\$ 8,736	\$10,186	\$ 9,786	\$10,030
LSSU	\$ 9,054	\$ 9,350	\$ 9,537	\$ 9,786	\$10,080
GVSU	\$ 8,360	\$ 8,400	\$ 9,000	\$ 8,690	\$ 8,820
<b><i>UM-Flint</i></b>	<b><i>\$ 8,178</i></b>	<b><i>\$ 8,178</i></b>	<b><i>\$ 8,437</i></b>	<b><i>\$ 8,769</i></b>	<b><i>\$ 9,116</i></b>
Mean	\$ 9,327	\$ 9,596	\$ 9,945	\$ 10,132	\$10,406

Source: MASU Tuition and Fees reports

# FY21 Alternative COVID-19 Rates

In anticipation of the continued effects of COVID-19 on campus housing, UM-Flint has created alternative student housing rates for FY21. Alternative rates represent either single or double occupancy and may be put into place based upon prevailing public health guidelines and corresponding community mitigation strategies on campus.

	<b>*COVID-19 Rate (FY21)</b>	<b>**Standard Rate (FY21)</b>	<b>Difference</b>
Single Occupancy	\$8,685	\$8,898	-\$213
Double Occupancy	\$7,675	\$7,783	-\$108

\*Single occupancy reflects one person, one bathroom per suite; double occupancy reflects 2 people, 2 bathrooms per suite

\*\*Rates listed represent most populated single occupancy and double occupancy room types during previous academic year (AY 2019-20)

Rates are room only (board not included)

THE UNIVERSITY OF MICHIGAN  
REGENTS COMMUNICATION

SUBJECT: Proposed Dearborn Campus fiscal year 2020-21 General Fund  
Operating Budget, Student Tuition and Fee Rates

BACKGROUND:

The proposed 2020-21 General Fund Budget for UM-Dearborn reflects constant state appropriation from 2019-2020. Approximately 89% of our state appropriation funding will be used for financial aid for our students. The recommended undergraduate tuition and fee increase for lower division residents is 1.9% (an increase of \$124 per term).

The recommended undergraduate tuition and fee increase for non-residents at the lower division is 4.2% (an increase of \$550 per term). The recommended graduate tuition and fee increase for residents is 5.0% (an increase of \$400 per term) and non-residents is 5.0% (an increase of \$716 per term). Further details on tuition and fee increases are included in the companion materials. Also proposed are additional funds to support projected increases to contractual adjustments to compensation, faculty tenure promotions, and student financial aid.

Respectfully  
Submitted,

A handwritten signature in black ink, appearing to read "Domenico Grasso", with a long horizontal flourish extending to the right.

---

Domenico Grasso, Chancellor  
University of Michigan-Dearborn

June 2020  
Attachments



**Proposed General Fund Revenue Budget  
Fiscal Year 2020-2021**

	<b>Budget for FY 2019-20</b>	<b>% of Total</b>	<b>Budget Changes</b>	<b>Budget for FY 2020-21</b>	<b>% of Total</b>
State Appropriations	\$ 26,462,900	16.3%	\$ (135,000)	\$ 26,327,900	16.6%
Student Tuition & Fees	133,682,100	82.4%	(3,900,000)	129,782,100	82.0%
Indirect Cost Recovery	1,150,000	0.7%	-	1,150,000	0.7%
Income from Investments	300,000	0.2%	-	300,000	0.2%
Departmental Activities	705,000	0.4%	-	705,000	0.4%
<b>Total Revenue</b>	<b>\$ 162,300,000</b>	<b>100.0%</b>	<b>\$ (4,035,000)</b>	<b>\$ 158,265,000</b>	<b>100.0%</b>

**Proposed General Fund Expenditure Budget**  
**Fiscal Year 2020-2021**

<b>Area</b>	<b>Budget for FY 2019-20</b>	<b>Salary Program Total</b>	<b>Student Support</b>	<b>Academic Programs</b>	<b>Misc.</b>	<b>Budget for FY 2020-21</b>
Arts, Sciences & Letters	29,952,187	251,710	-	-	(1,642,000)	28,561,897
Education, Health & Human Services	5,046,074	46,300	-	-	(277,000)	4,815,374
Engineering	23,445,683	102,920	-	-	(1,285,000)	22,263,603
Business	15,417,223	44,440	-	-	(845,000)	14,616,663
<b>Subtotal - Academic Units</b>	<b>73,861,167</b>	<b>445,370</b>	<b>-</b>	<b>-</b>	<b>(4,049,000)</b>	<b>70,257,537</b>
Chancellor's Area	3,347,452	-	-	-	(184,110)	3,163,342
Information Technology Services	5,630,226	-	-	-	(309,662)	5,320,564
Academic Affairs	9,099,909	15,740	-	-	(484,212)	8,631,437
Enrollment Management	4,412,299	-	-	-	(249,259)	4,163,040
Student Affairs	1,935,903	-	-	-	(106,475)	1,829,428
Business Affairs	11,322,133	72,760	-	-	(841,232)	10,553,661
Institutional Advancement	2,262,869	-	-	-	(124,458)	2,138,411
External Relations	2,072,728	-	-	-	(110,700)	1,962,028
Fringe Benefits - Service Units	8,054,315	-	-	-	38,849	8,093,164
<b>Subtotal - Service Units</b>	<b>48,137,834</b>	<b>88,500</b>	<b>-</b>	<b>-</b>	<b>(2,371,259)</b>	<b>45,855,075</b>
Utilities	2,827,920	-	-	-	-	2,827,920
Central Support	5,621,493	-	-	-	(912,580)	4,708,913
Debt Service	6,644,270	-	-	-	(500,000)	6,144,270
Student Aid	20,803,015	-	2,450,000	-	-	23,253,015
General Administrative Reserve	4,404,301	-	-	-	813,969	5,218,270
<b>Subtotal - Other</b>	<b>40,300,999</b>	<b>-</b>	<b>2,450,000</b>	<b>-</b>	<b>(598,611)</b>	<b>42,152,388</b>
<b>Total Expenditures</b>	<b>\$ 162,300,000</b>	<b>\$ 533,870</b>	<b>\$ 2,450,000</b>	<b>\$ -</b>	<b>\$ (7,018,870)</b>	<b>\$ 158,265,000</b>

## Proposed Student Tuition and Fee Rates 2020 - 2021

	Per Term Rate			
	2020 - 2021	2019-2020	Per Term	Percent
	Proposed	Approved	Increase	Increase
RESIDENT				
Undergraduate:				
Lower Division	\$ 6,776	\$ 6,652	\$ 124	1.9%
Upper Division	7,001	6,877	124	1.8%
Business	9,026	8,902	124	1.4%
Engineering & Computer Science	8,501	8,377	124	1.5%
Web-based Programs:				
Arts, Sciences & Letters	7,001	7,502	(501)	-6.7%
Graduate:				
Business	10,860	10,460	400	3.8%
Engineering & Computer Science	10,860	10,460	400	3.8%
All Other Programs	8,460	8,060	400	5.0%
Web-based Programs:				
Arts, Sciences & Letters	8,460	8,560	(100)	-1.2%
Doctorate:				
Education	8,460	8,060	400	5.0%
Engineering & Computer Science	10,860	10,460	400	3.8%
NON-RESIDENT				
Undergraduate:				
Lower Division	\$ 13,760	\$ 13,210	\$ 550	4.2%
Upper Division	13,985	13,435	550	4.1%
Business	16,010	15,460	550	3.6%
Engineering & Computer Science	15,485	14,935	550	3.7%
Web-based Programs:				
Arts, Sciences & Letters	13,985	14,060	(75)	-0.5%
Engineering & Computer Science	10,145	9,946	199	2.0%
Graduate:				
Business	17,456	16,740	716	4.3%
Engineering & Computer Science	17,456	16,740	716	4.3%
All Other Programs	15,056	14,340	716	5.0%
Web-based Programs:				
Arts, Sciences & Letters	15,056	14,840	216	1.5%
Education, Health & Human Services	10,520	9,972	548	5.5%
Engineering & Computer Science	12,920	12,372	548	4.4%
Doctorate:				
Education	8,460	8,060	400	5.0%
Engineering & Computer Science	10,860	10,460	400	3.8%

**THE UNIVERSITY OF MICHIGAN  
REGENTS COMMUNICATION**

**Subject:** Proposed FY 2021 University of Michigan Health System & UM Health Operating Budgets

**Background:**

For FY 2021, consolidated UMHS and UM Health are projecting an 5.7% operating cash flow margin and 0.9% operating margin.

The proposed UMHS FY 2021 projection is predicated on several key assumptions:


- A. Continued capacity management through existing inpatient and outpatient operations to ensure proper site of care for non-COVID patients.
- B. Maintaining access for COVID patients with sufficient surge capacity.
- C. Focus on patient and employee safety.
- D. Commitment on the part of the organization to an economic recovery plan to stabilize financial impact due to COVID.

Respectfully submitted,



---

Kevin P. Hegarty  
Executive Vice President and  
Chief Financial Officer



---

Marschall S. Runge, M.D., Ph.D.  
Executive Vice President  
for Medical Affairs and Dean of the  
Medical School

June 2020

# UNIVERSITY OF MICHIGAN HEALTH SYSTEM (Including UM Health)

## FY 2021 OPERATING BUDGET

### Consolidated Clinical Enterprise and UM Health Financials

(Amounts in Millions)

**Operating Revenue**

**Operating Expenses**

**Operating Margin**

Margin %

**Initial Mgmt Actions / Gov't Asst**

**Operating Margin**

Margin %

**Operating Cash Flow Margin**

Margin %

FY21 Projection	
<b>\$4,740.9</b>	<b>1.6%</b>
<b>\$4,696.8</b>	<b>-2.2%</b>
<b>\$44.1</b> 0.9%	
<b>\$44.1</b> 0.9%	
<b>\$268.3</b> 5.7%	

FY20 Estimated Actual	
<b>\$4,665.0</b>	<b>-1.7%</b>
<b>\$4,804.1</b>	<b>5.2%</b>
<b>(\$139.1)</b> -3.0%	
<b>\$136.1</b>	
<b>(\$3.0)</b> -0.1%	
<b>\$218.8</b> 4.7%	

## Clinical Enterprise Financials

(Amounts in Millions)	FY21 Projection		FY20 Estimated Actual	
Operating Revenue	\$4,319.1	2.1%	\$4,232.0	-0.9%
Operating Expenses	\$4,266.2	-1.7%	\$4,339.2	5.8%
Operating Margin Margin %	\$52.9 1.2%		(\$107.2) -2.5%	
Impact of Government Assistance			118.2	
Operating Margin Margin %	\$52.9 1.2%		\$11.0 0.3%	
Operating Cash Flow Margin Margin %	\$253.8 5.9%		\$211.8 5.0%	

## UM Health Financials

(Amounts in Millions)	FY21 Projection		FY20 Estimated Actual	
Operating Revenue	\$421.8	-2.6%	\$433.0	-8.7%
Operating Expenses	\$430.6	-7.4%	\$464.9	-0.3%
Operating Margin (before gov't asst) Margin %	(\$8.8) -2.1%		(\$31.9) -7.4%	
Impact of Government Assistance			17.9	
Operating Margin Margin %	(\$8.8) -2.1%		(\$14.0) -3.2%	
Operating Cash Flow Margin Margin %	\$14.5 3.4%		\$7.0 1.6%	

THE UNIVERSITY OF MICHIGAN

REGENTS COMMUNICATION

Item for Information

SUBJECT: FY 2021 Athletic Department Operating Budget

---

For the proposed FY 2021 operating budget described on the following pages, the Athletic Department projects an operating deficit of \$26.1 million on operating revenues of \$135.8 million and operating expenses of \$161.9 million. Highlights of the operating budget are as follows:

- Spectator admissions revenues are projected to decrease \$29.2 million between FY20 and FY21 due to lower anticipated attendance for all sports.
- Preferred seat contributions are projected to decrease \$17.0 million between FY20 and FY21 due to lower anticipated attendance and potential refunds of payments received.
- Salaries, wages, and benefits are projected to decrease \$6.0 million between FY20 and FY21 due to various expense reduction initiatives.
- Team and game expenses are projected to decrease \$6.5 million between FY20 and FY21 due to various expense reduction initiatives.
- Deferred maintenance fund transfer is eliminated for FY21.

Based on preliminary results, the Athletic Department has a projected operating surplus of approximately \$1.0 million for FY20 as compared to a balanced budget for FY20.

Respectfully submitted,



Warde J. Manuel  
Donald R. Shepherd Director of Athletics



Andra Krievs  
Chief Financial Officer

June, 2020

**Michigan Athletic Department**  
**FY 2021 Operating Budget**  
(amounts in 000's)

	Fiscal Year 2020			Budget	
	<u>Budget</u>	<u>Projection</u>	<u>+ / -</u>	<u>FY 2021</u>	<u>+ / -</u>
<u>Revenues</u>					
Spectator admissions	\$ 56,608	\$ 56,708	\$ 100	\$ 27,500	\$ (29,208)
Conference distributions	55,924	50,600	(5,324)	49,800	(800)
Preferred seat contributions	30,686	28,000	(2,686)	11,000	(17,000)
Other expendable gifts	6,600	6,000	(600)	6,600	600
Corporate sponsorship	18,481	18,550	69	17,600	(950)
Licensing royalties	9,854	9,400	(454)	9,500	100
Facilities revenues	4,898	5,200	302	3,200	(2,000)
Concessions & parking	3,941	3,500	(441)	1,900	(1,600)
Investment income	6,600	6,400	(200)	5,500	(900)
Other income	3,018	3,080	62	3,200	120
Total operating revenues	196,610	187,438	(9,172)	135,800	(51,638)
<u>Expenses</u>					
Salaries & wages	74,573	72,000	(2,573)	66,000	(6,000)
Financial aid	28,250	28,000	(250)	28,800	800
Team and game	39,002	34,000	(5,002)	27,500	(6,500)
Other operating & administrative	15,150	14,000	(1,150)	11,500	(2,500)
Transfer to University	7,978	7,978	-	1,800	(6,178)
Facilities	10,299	9,102	(1,197)	9,000	(102)
Deferred maintenance transfer	4,000	4,000	-	-	(4,000)
Debt service transfer	17,358	17,358	-	17,343	(15)
Total operating expenses	196,610	186,438	(10,172)	161,943	(24,495)
Operating surplus	\$ -	\$ 1,000	\$ 1,000	\$ (26,143)	\$ (27,143)